

University of Cincinnati  
Medical Center |  Health™

# Peer Validation Process

# Validation Process

| <b><i>PEER VALIDATION</i></b>  |   |
|--|---|
| <b><i>PROCESS</i></b>  | <b><i>RESPONSIBLE INDIVIDUAL</i></b>                        |
| Each month the assigned registrars are responsible for performing peer validation on the assigned registrars. The registry validation tools will be completed on a rotating basis. Once the registrar has completed the peer validation tool it will be sent to the Trauma Registry Supervisor and Trauma Information Coordinator. | All Trauma Registrars and Trauma Information Coordinator    |
| The Validation Tool will be reviewed by the Trauma Registry Supervisor and Trauma Information Coordinator. Results will be entered into the registrar's report card.   | Trauma Registry Supervisor / Trauma Information Coordinator |
| Registrar's updated report cards will be sent out electronically for review.   | Trauma Registry Supervisor / Trauma Information Coordinator |

# Projected Validation Numbers

## Level 1 Center Trauma Validation (completed validations per registrar)

|                                      | Jan | Feb | Mar | Apr | May | Jun | Jul | Aug | Sep | Oct | Nov | Dec | Projected Year Total |
|--------------------------------------|-----|-----|-----|-----|-----|-----|-----|-----|-----|-----|-----|-----|----------------------|
| Registrar #1                         | 5   |     | 5   | 5   | 5   | 5   | 5   | 5   | 5   |     | 5   | 5   | 50                   |
| Registrar #2                         |     | 5   | 5   | 5   | 5   | 5   | 5   |     | 5   | 5   | 5   | 5   | 50                   |
| Registrar #3                         | 5   | 5   | 5   | 5   | 5   | 5   | 5   | 5   |     | 5   | 5   | 5   | 55                   |
| Registrar #4                         | 5   | 5   |     | 5   | 5   | 5   | 5   | 5   | 5   | 5   | 5   | 5   | 55                   |
| Registrar #5                         | 5   | 5   | 5   |     | 5   | 5   | 5   | 5   | 5   | 5   |     | 5   | 50                   |
| Registrar #6                         | 5   | 5   | 5   | 5   |     | 5   | 5   | 5   | 5   | 5   | 5   |     | 50                   |
| Registrar #7                         | 6   |     | 6   |     | 6   |     | 6   |     | 6   |     | 6   |     | 36                   |
| Projected Total # of Case Validation | 31  | 25  | 31  | 25  | 31  | 30  | 36  | 25  | 31  | 25  | 31  | 25  | 346                  |

\*No peer validations are performed on registrar #7. This individual only does coding validation for the group.

## Level 3 Center Trauma Validation (completed validations per registrar)

|                                      | Jan | Feb | Mar | Apr | May | Jun | Jul | Aug | Sep | Oct | Nov | Dec | Projected Year Total |
|--------------------------------------|-----|-----|-----|-----|-----|-----|-----|-----|-----|-----|-----|-----|----------------------|
| Registrar #1                         |     | 5   |     |     |     |     |     |     |     | 5   |     |     | 10                   |
| Registrar #2                         | 5   |     |     |     |     |     |     | 5   |     |     |     |     | 10                   |
| Registrar #3                         |     |     |     |     |     |     |     |     | 5   |     |     |     | 5                    |
| Registrar #4                         |     |     | 5   |     |     |     |     |     |     |     |     |     | 5                    |
| Registrar #5                         |     |     |     | 5   |     |     |     |     |     |     | 5   |     | 10                   |
| Registrar #6                         |     |     |     |     | 5   |     |     |     |     |     |     | 5   | 10                   |
| Registrar #7                         |     |     |     |     |     | 6   |     |     |     |     |     |     | 6                    |
| Projected Total # of Case Validation | 5   | 5   | 5   | 5   | 5   | 6   |     | 5   | 5   | 5   | 5   | 5   | 56                   |

\*No peer validations on performed on registrar #7. This individual only does coding validation for the group.

# Validation Tool Guide

## Validation Tool Guide

## WCH Validation

|              | Jan | Feb | Mar | Apr | May | Jun | Jul | Aug | Sep | Oct | Nov | Dec |
|--------------|-----|-----|-----|-----|-----|-----|-----|-----|-----|-----|-----|-----|
| Registrar #1 | 1   | 5   | 2   | 5   | 3   | 5   | 4   | 5   | 1   | 5   | 2   | 5   |
| Registrar #2 | 1   | 2   | 3   | 4   | 1   | 2   | 3   | 1   | 1   | 2   | 3   | 4   |
| Registrar #3 | 1   | 2   | 3   | 4   | 1   | 2   | 3   | 4   | 2   | 2   | 3   | 4   |
| Registrar #4 | 1   | 2   | 2   | 4   | 1   | 2   | 3   | 4   | 1   | 2   | 3   | 4   |
| Registrar #5 | 1   | 2   | 3   | 3   | 1   | 2   | 3   | 4   | 1   | 2   | 3   | 4   |
| Registrar #6 | 1   | 2   | 3   | 4   | 4   | 2   | 3   | 4   | 1   | 2   | 3   | 4   |
| Registrar #7 |     | 5   |     | 5   |     | 5   |     | 5   |     | 5   |     |     |

| Validation Tool Guide Number | Merge Report Name    |
|------------------------------|----------------------|
| 1                            | 1.UC.VALIDATION.TOOL |
| 2                            | 2.UC.VALIDATION.TOOL |
| 3                            | 3.UC.VALIDATION.TOOL |
| 4                            | 4.UC.VALIDATION.TOOL |
| 5                            | 5.UC.VALIDATION.TOOL |

# TRAUMA

## DATA VALIDATION #2

| Registrar: | Reviewer: | Review Date: |
|------------|-----------|--------------|
|            |           |              |

| Abstraction Accuracy Rate |
|---------------------------|
|                           |

|                       |  |
|-----------------------|--|
| Tracking Number       |  |
| Hospital Arrival Date |  |
| Medical Record Number |  |
| Last Name             |  |
| First Name            |  |

| 49 Single-Value Fields    |                       |                 |                    |
|---------------------------|-----------------------|-----------------|--------------------|
| HOSPITAL/ED DATES & TIMES |                       |                 |                    |
|                           |                       | Abstracted Data | Re-Abstracted data |
| 1                         | Hospital Arrival Time |                 |                    |
| 2                         | Signs of Life         |                 |                    |
| 3                         | ED Arrival Time       |                 |                    |
| 4                         | ED Arrival Date       |                 |                    |

# TRAUMA

## DATA VALIDATION #5

|                              |                       |                     |                   |
|------------------------------|-----------------------|---------------------|-------------------|
| <b>Registrar:</b>            | <b>Reviewer:</b>      | <b>Review Date:</b> |                   |
|                              |                       |                     |                   |
| <b>Injury Identification</b> | <b><u>Ecoding</u></b> | <b>ICD9 Coding</b>  | <b>AIS Coding</b> |
|                              |                       |                     |                   |

|               |   |
|---------------|---|
| Patient Name: |   |
| MRN:          |   |
| Tracking #:   | * |
| Arrival Date: |   |

| E-CODING              |           |            |        |          |
|-----------------------|-----------|------------|--------|----------|
| E-Code(s):            |           |            |        |          |
| DIAGNOSES INFORMATION |           |            |        |          |
| DIAGNOSES:            | AIS CODE: | ICD9 CODE: | Region | Severity |
|                       |           |            |        |          |

|     |  |
|-----|--|
| ISS |  |
|-----|--|

**MISSED INJURIES:**

| DX Known | Missed Injury | AIS Code | ICD9 Code |
|----------|---------------|----------|-----------|
|          |               |          |           |
|          |               |          |           |
|          |               |          |           |

| Registrar:   |  | Reviewer:         |               | Review Date: |            |
|--|--|-------------------|---------------|--------------|------------|
| Registrar #1   |  | Registrar #3      |               | JUNE 5, 2024 |            |
| Injury Identification  |  | Ecoding           | ICD9 Coding   |              | AIS Coding |
| 91%  |  | 100%              | 83%           |              | 94%        |
| Patient Name:  |  | MOUSE, MICKEY     |               |              |            |
| MRN:   |  | 12345             |               |              |            |
| Tracking #:  |  | 11550*DEMO        |               |              |            |
| Arrival Date:  |  | 05/01/24          |               |              |            |
| E-CODING   |  |                   |               |              |            |
| E-Code(s):   |  | 812.0             |               |              |            |
| DIAGNOSES INFORMATION  |  |                   |               |              |            |
| DIAGNOSES:   |  | AIS CODE:         | ICD9 CODE:    | Region       | Severity   |
| Descending aorta hematoma  |  | 420299.4          | 922.9 901.0   | CHEST        | 4          |
| Open, mildly displaced, comminuted fracture left proximal tibial diaphysis           |  | 854272.3          | 823.32 823.30 | LEG          | 3          |
| Grade 3 liver laceration, approx 3 cm in depth                                       |  | 541824.3          | 864.05 864.03 | ABD          | 3          |
| Pulmonary laceration, right middle and lower lobe                                    |  | 441430.3          | 861.22        | CHEST        | 3          |
| Multiple rib fractures: left 9, right 5-9  |  | 450203.3          | 807.06        | CHEST        | 3          |
| Small right hemothorax – combine with the pneumothorax                               |  | 442200.3          | 860.2         | CHEST        | 3          |
| Comminuted, transverse fracture proximal femoral shaft                               |  | 853111.3          | 821.01        | LEG          | 3          |
| Posterior cruciate ligament avulsion, left (Go with "complete" since it is Avulsion) |  | 840500.2 840502.2 | 844.2         | LEG          | 2          |
| Left lateral meniscal tear   |  | 840300.2          | 836.2         | LEG          | 2          |
| Nondisplaced, open oblique transverse proximal left fibular diaphyseal fracture      |  | 854471.2 854472.2 | 823.22 823.31 | LEG          | 2          |

### Education:

- 901.0 - Any Aorta Injuries are going to have a “vessel” code; these are found in the 900.x codes.
- 864.03 - Liver laceration, whenever we have a “graded” laceration, use that specific code.
- For the “ Posterior cruciate ligament avulsion”, use the “complete” disruption AIS code
- 823.31 - Code the fibula shaft fracture as “open”, since the fracture is on the same leg as the open tibia fracture and the fracture location is in the same vicinity as the tibia fracture. The open diagnosis is also collaborated on the discharge summary.
- Right paraspinal hematoma at T9-T10 level... This is a superficial hematoma, only use the spinal code if the hematoma is in the spinal canal.
  - “Paraspinal hematoma is a contusion within the paraspinal muscles, which lay next to the spinal column. Code as a back contusion – 922.31. A paraspinal hematoma in the cervical or thoracic region is coded to the Thorax chapter and in the Lumbar region it is coded to the Abdomen chapter.” –
- Change the tibia shaft fracture ICD9 code from 823.32 to 823.30. The ICD9 codes should be assigned based on the AIS code’s description of the injury, not Medical Record’s billing rules.



# Recording the Results

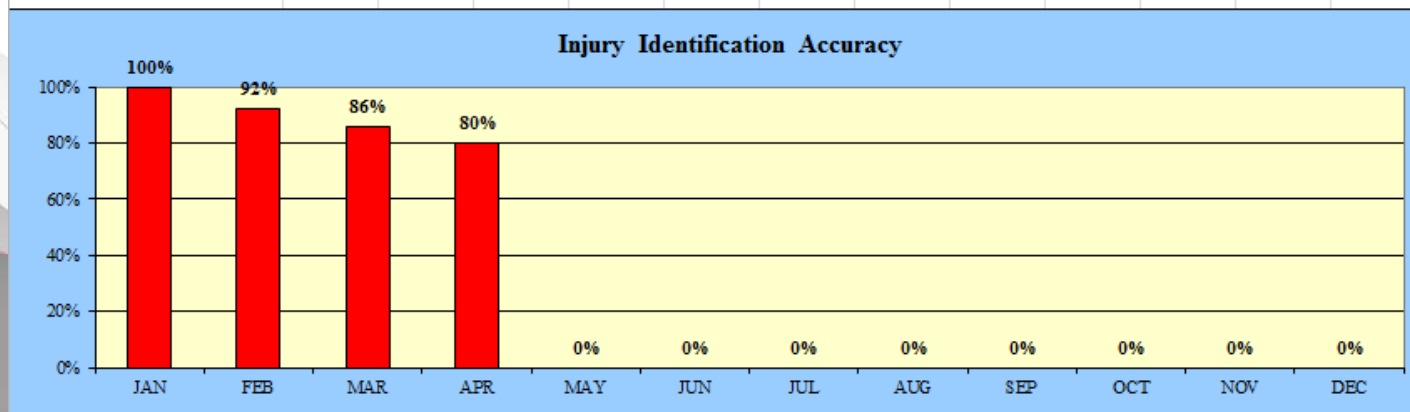
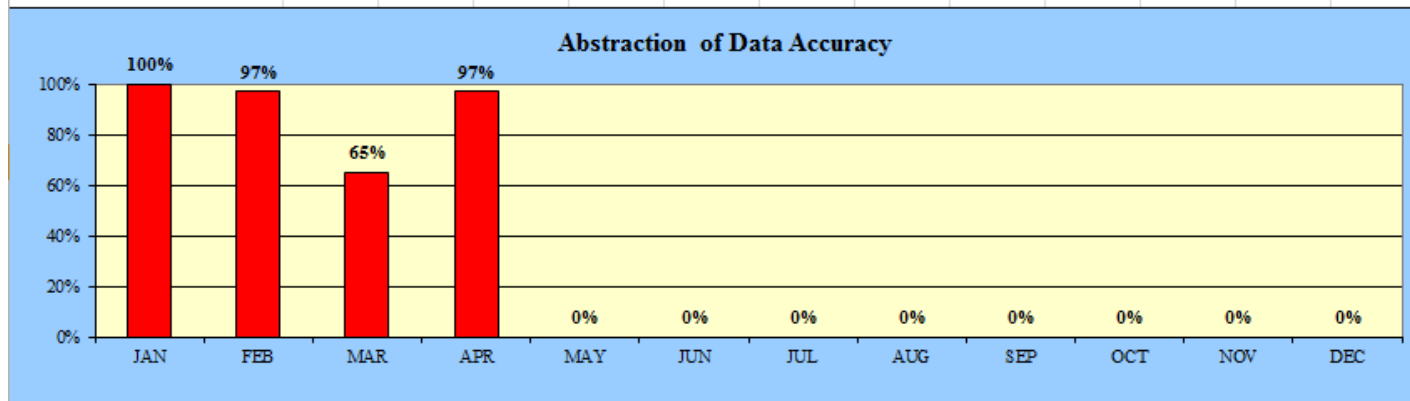
|                 |                        |             | Procedures                |                   |         | OR Case Numbers           |                   |         |
|-----------------|------------------------|-------------|---------------------------|-------------------|---------|---------------------------|-------------------|---------|
|                 |                        |             | 12 Data Points            |                   |         | 2 Data Points             |                   |         |
|                 |                        |             | Multi-Value Fields        |                   |         | Multi-Value Fields        |                   |         |
|                 |                        |             | 231                       | 240               | 96%     | 4                         | 4                 | 100%    |
| Registry Number | Validation Tool Number | Validator   | Total Correct Data Points | Total Data Points | Rate    | Total Correct Data Points | Total Data Points | Rate    |
| 11111*DEMO      | 4                      | Registrar 1 | 111                       | 120               | 93%     | 2                         | 2                 | 100%    |
| 11112*DEMO      | 4                      | Registrar 4 | 120                       | 120               | 100%    | 2                         | 2                 | 100%    |
| 11113*DEMO      | 5                      | Registrar 7 |                           |                   | #DIV/0! |                           |                   | #DIV/0! |

# Coding Results

|                 |                        |             | Identification of Injuries    |                |      | Primary, External Cause, Activity Ecodes |                   |      | ICD9 CODING        |                |      | AIS CODING         |                |      |
|-----------------|------------------------|-------------|-------------------------------|----------------|------|--|-------------------|------|--------------------|----------------|------|--------------------|----------------|------|
|                 |                        |             | Multi-Value Fields            |                |      | Multi-Value Fields                       |                   |      | Multi-Value Fields |                |      | Multi-Value Fields |                |      |
|                 |                        |             | 12                            | 13             | 92%  | 4  | 4                 | 100% | 8                  | 12             | 67%  | 11                 | 12             | 92%  |
|                 |                        |             | Injuries Correctly Identified | Total Injuries | Rate | E-Code Correct                           | Number of E-Codes | Rate | ICD9 Correct       | Injuries Coded | Rate | AIS Correct        | Injuries Coded | Rate |
| Registry Number | Validation Tool Number | Validator   |                               |                |      |  |                   |      |                    |                |      |                    |                |      |
| 22222*DEMO      | 5                      | Registrar 7 | 5                             | 5              | 100% | 1  | 1                 | 100% | 4                  | 5              | 80%  | 5                  | 5              | 100% |
| 33333*DEMO      | 5                      | Registrar 7 | 3                             | 4              | 75%  | 1  | 1                 | 100% | 1                  | 3              | 33%  | 2                  | 3              | 67%  |
| 44444*DEMO      | 5                      | Registrar 7 | 3                             | 3              | 100% | 1  | 1                 | 100% | 2                  | 3              | 67%  | 3                  | 3              | 100% |

# Report Card Summary Page

| REGISTRAR #4          | ACCURACY GOAL: 95 - 100% |      |      |      |         |         |         |         |         |         |         |         |           |
|-----------------------|--------------------------|------|------|------|---------|---------|---------|---------|---------|---------|---------|---------|-----------|
|                       | JAN                      | FEB  | MAR  | APR  | MAY     | JUN     | JUL     | AUG     | SEP     | OCT     | NOV     | DEC     | 2024 Year |
| Abstraction of Data   | 100%                     | 97%  | 65%  | 97%  | #DIV/0! | #DIV/0! | #DIV/0! | #DIV/0! | #DIV/0! | #DIV/0! | #DIV/0! | #DIV/0! | 91%       |
| Injury Identification | 100%                     | 92%  | 86%  | 80%  | #DIV/0! | #DIV/0! | #DIV/0! | #DIV/0! | #DIV/0! | #DIV/0! | #DIV/0! | #DIV/0! | 90%       |
| E-Coding              | 100%                     | 100% | 0%   | 100% | #DIV/0! | #DIV/0! | #DIV/0! | #DIV/0! | #DIV/0! | #DIV/0! | #DIV/0! | #DIV/0! | 86%       |
| ICD9 Coding           | 17%                      | 67%  | 100% | 100% | #DIV/0! | #DIV/0! | #DIV/0! | #DIV/0! | #DIV/0! | #DIV/0! | #DIV/0! | #DIV/0! | 68%       |
| AIS Coding            | 100%                     | 92%  | 67%  | 75%  | #DIV/0! | #DIV/0! | #DIV/0! | #DIV/0! | #DIV/0! | #DIV/0! | #DIV/0! | #DIV/0! | 86%       |

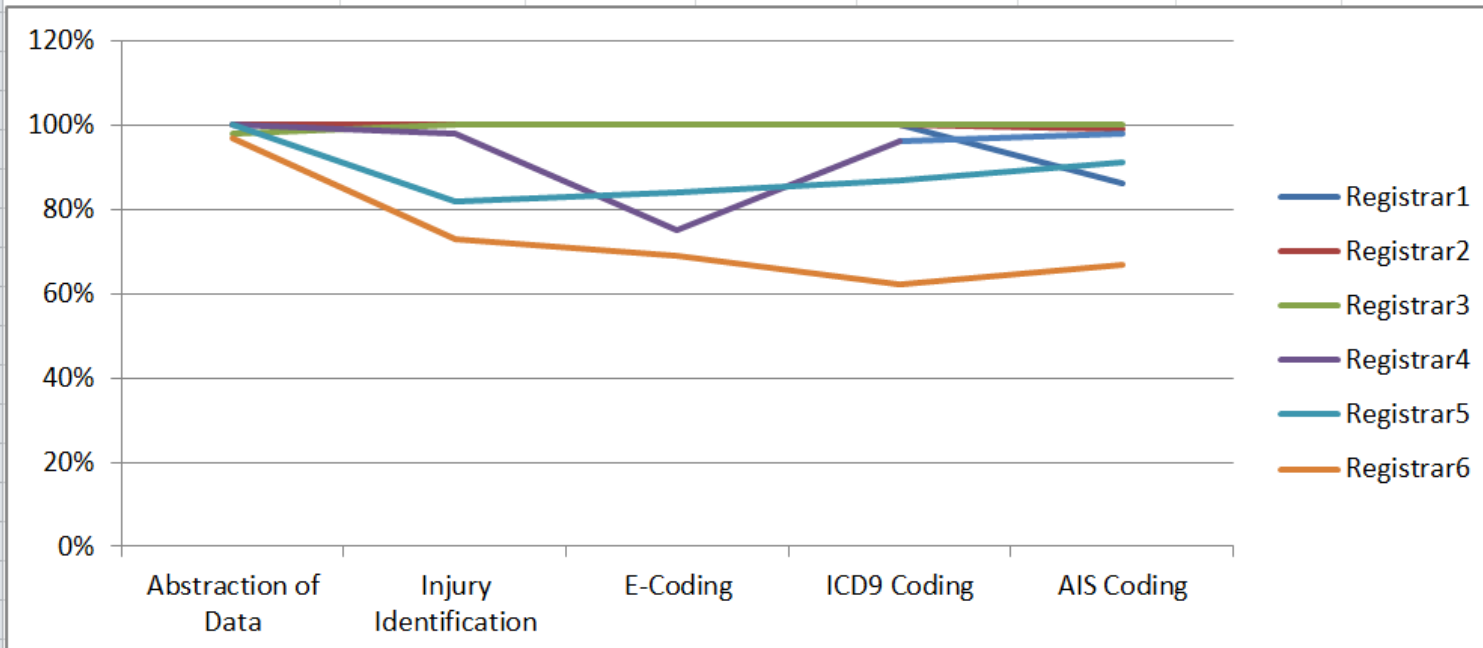


# Report Card Summary

## 2024 Registrar Report Card

CONFIDENTIAL FOR PI PURPOSES ONLY

|                       | Registrar1 | Registrar2 | Registrar3 | Registrar4 | Registrar5 | Registrar6 | Registrar7 |
|-----------------------|------------|------------|------------|------------|------------|------------|------------|
| Abstraction of Data   | 100%       | 100%       | 98%        | 100%       | 100%       | 97%        | NA         |
| Injury Identification | 100%       | 100%       | 100%       | 98%        | 82%        | 73%        | 97%        |
| E-Coding              | 100%       | 100%       | 100%       | 75%        | 84%        | 69%        | 100%       |
| ICD9 Coding           | 100%       | 100%       | 100%       | 96%        | 87%        | 62%        | 98%        |
| AIS Coding            | 86%        | 99%        | 100%       | 98%        | 91%        | 67%        | 100%       |



# Annual Performance Ratings

| <b>PERFORMANCE RATING:</b> | <b>SCALE OF PERFORMANCE RATINGS:</b> |
|----------------------------|--------------------------------------|
| <b>EXCEPTIONAL</b>         | 98 - 100% Accuracy                   |
| <b>EFFECTIVE</b>           | 95 - 97% Accuracy                    |
| <b>LESS THAN EFFECTIVE</b> | 0 - 94% Accuracy                     |

# Individual Validation Tracker

| REGISTRAR # 5 |                      |           |     |     |     |     |     |     |     |     |     |
|---------------|----------------------|-----------|-----|-----|-----|-----|-----|-----|-----|-----|-----|
| UCMC          |                      |           | JAN | FEB | MAR | APR | MAY | JUN | JUL | AUG | SEP |
| Monthly Goal: | Registrar Validated: | Sent Out? | 5   | 5   | 5   | 5   | 5   | 5   | 5   | 5   | 5   |
| Completed:    |                      |           | 0   | 0   | 1   | 7   | 5   | 5   | 0   | 0   | 0   |
| 12345*DEMO    | Registrar 1          | YES       |     |     |     | 1   |     |     |     |     |     |
| 12350*DEMO    | Registrar 2          | YES       |     |     |     | 1   |     |     |     |     |     |
| 12355*DEMO    | Registrar 3          | YES       |     |     |     | 1   |     |     |     |     |     |
| 12360*DEMO    | Registrar 4          | YES       |     |     |     | 1   |     |     |     |     |     |
| 12365*DEMO    | Registrar 6          | YES       |     |     | 1   |     |     |     |     |     |     |
| 12370*DEMO    | Registrar 1          | YES       |     |     |     | 1   |     |     |     |     |     |
| 12375*DEMO    | Registrar 2          | YES       |     |     |     | 1   |     |     |     |     |     |
| 12380*DEMO    | Registrar 3          | YES       |     |     |     | 1   |     |     |     |     |     |
| 12385*DEMO    | Registrar 4          | YES       |     |     |     |     | 1   |     |     |     |     |
| 12390*DEMO    | Registrar 6          |           |     |     |     |     | 1   |     |     |     |     |
| 12395*DEMO    | Registrar 1          | YES       |     |     |     |     | 1   |     |     |     |     |
| 12400*DEMO    | Registrar 2          |           |     |     |     |     | 1   |     |     |     |     |

# Validation Tracker Summary

**Level 1 Center Trauma Validation (completed validations per registrar)**

|                                   | Jan       | Feb       | Mar       | Apr       | May       | Jun       | Jul      | Aug      | Sep      | Oct      | Nov      | Dec      | Total      | Projected Year Total |
|-----------------------------------|-----------|-----------|-----------|-----------|-----------|-----------|----------|----------|----------|----------|----------|----------|------------|----------------------|
| Registrar #1                      | 5         |           | 5         | 5         | 5         | 3         | 0        | 0        | 0        |          | 0        | 0        | 23         | 50                   |
| Registrar #2                      |           | 5         | 5         | 5         | 5         | 5         | 0        |          | 0        | 0        | 0        | 0        | 25         | 50                   |
| Registrar #3                      | 5         | 5         | 5         | 5         | 5         | 2         | 0        | 0        |          | 0        | 0        | 0        | 27         | 55                   |
| Registrar #4                      | 5         | 5         |           | 5         | 5         | 5         | 0        | 0        | 0        | 0        | 0        | 0        | 25         | 55                   |
| Registrar #5                      | 5         | 5         | 5         |           | 5         | 4         | 0        | 0        | 0        | 0        |          | 0        | 24         | 50                   |
| Registrar #6                      | 5         | 5         | 5         | 5         |           | 3         | 0        | 0        | 0        | 0        | 0        |          | 23         | 50                   |
| Registrar #7                      | 6         |           | 6         |           | 6         |           | 0        |          | 0        |          | 0        |          | 18         | 36                   |
| <b>Total Monthly Validations:</b> | <b>31</b> | <b>25</b> | <b>31</b> | <b>25</b> | <b>41</b> | <b>22</b> | <b>0</b> | <b>0</b> | <b>0</b> | <b>0</b> | <b>0</b> | <b>0</b> | <b>175</b> | <b>346</b>           |