



This is the Alliance of Ohio Trauma Registrars' Salary Survey 2014. It is an evaluation of how much work Ohio Trauma Registrars were doing in 2014 and how much they were being compensated for doing it. It is also a follow-up to the Ohio surveys performed by the AOTR in 2000, 2001, 2003, 2006, 2008, 2010 and 2012.

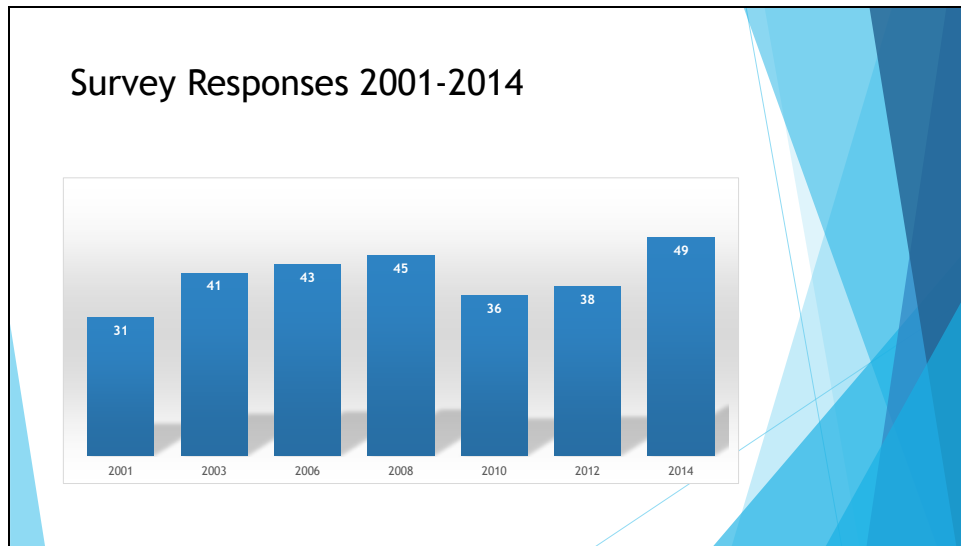
The survey was posted at SurveyMonkey.com. Each member of the AOTR was sent an e-mail notifying them of the availability of the survey and given its URL. The survey information was handled with strict confidentiality. Survey was created and the data was compiled by AOTR members, Erika O'Neal, Kelly Harrison, Jennifer Edwards, Chris Deeter and Brandi Blough

Survey results will also be available at the AOTR's website at: [Ohiotraumaregistrars.org](http://Ohiotraumaregistrars.org)

Before proceeding to the results, a word of caution: While these results are likely very accurate in their representations, this survey was not conducted in a scientific manner. Also, they present a picture of Trauma Registry in Ohio at the end of 2014 and will not necessarily be applicable in other areas of the country or at later dates.

## Trauma Registry Staff

- ▶ This report is reflective of persons who work within the trauma registry that are responsible for collecting, reporting, analyzing and managing data. Titles included are:
  - ▶ Trauma Registrar
  - ▶ Trauma Data Coordinator
  - ▶ Trauma Data Manager
  - ▶ Trauma Analyst



Of the 49 responses to the survey, 5 were deleted due to minimal or no response to the survey questions. Of the remaining 44 responses, there were a number of survey takers who failed to answer all the questions. There was only one response from a non-trauma facility as the same in 2012.

Level 1 = 18

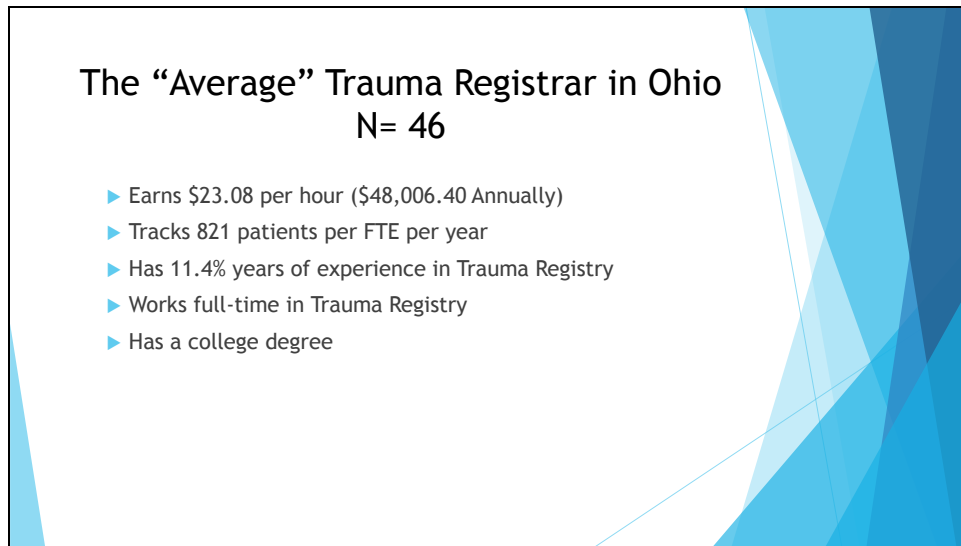
Level 2 = 15

Level 3 = 7

Non Trauma = 1

Regional = 3

Not Documented = 5

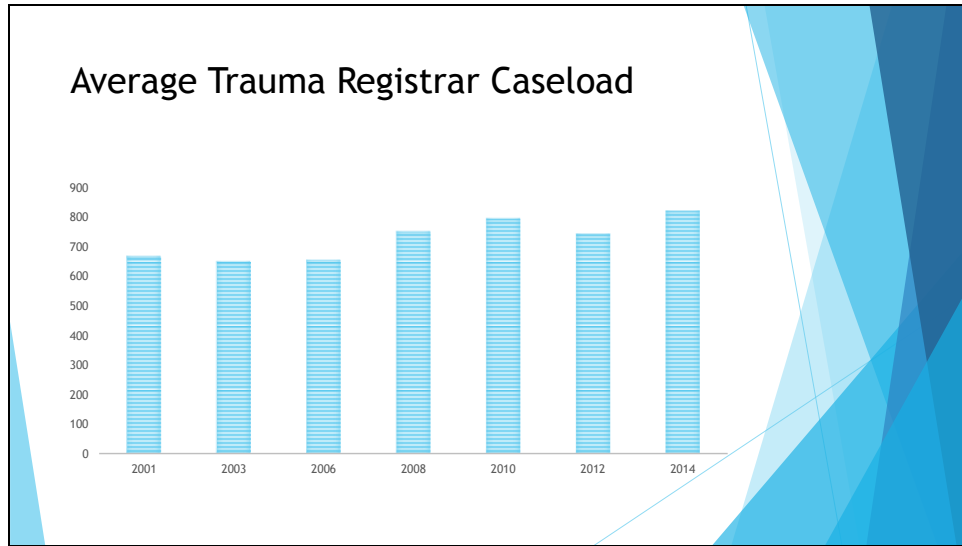


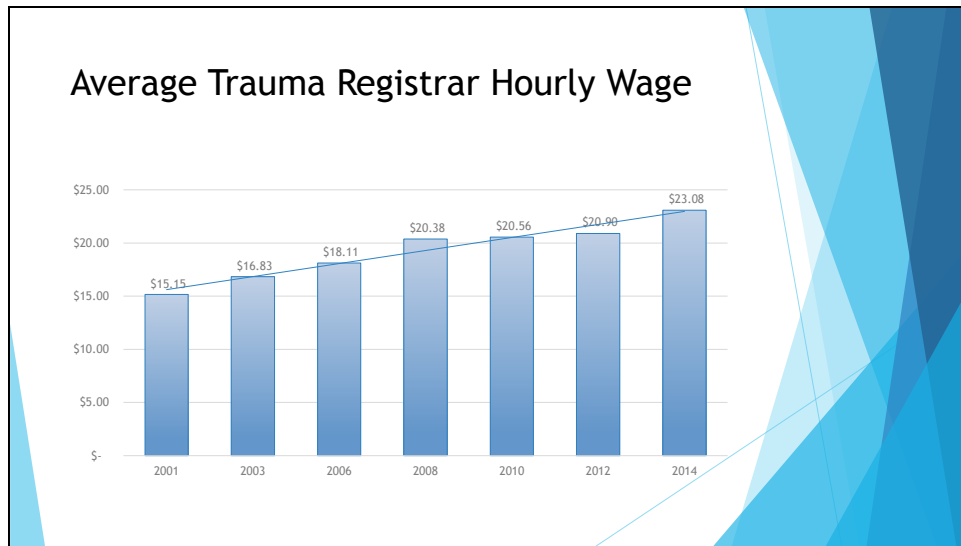
This profile of the "average" Ohio Trauma Registrar is comprised of Registrars from all walks – verified and provisional level 1, 2, and 3 trauma centers, and non-trauma centers and regional registries with backgrounds in, among other things, unit clerks, medical records and nursing.

The "Average" Registrar in Ohio earns \$23.08 (\$48,006.40) per year. Registrars saw an average 10.43% increase in wages since 2012.

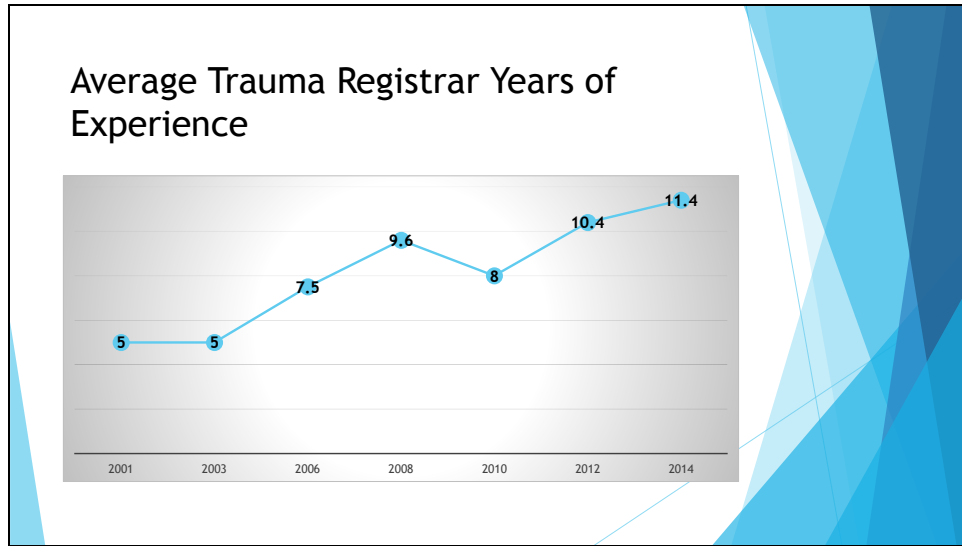
The "Average" Registrar in Ohio has 11.4 years' experience and has a college degree.

70% are full time employees.





The average trauma registrar hourly wage has increased 10.43% since 2012.



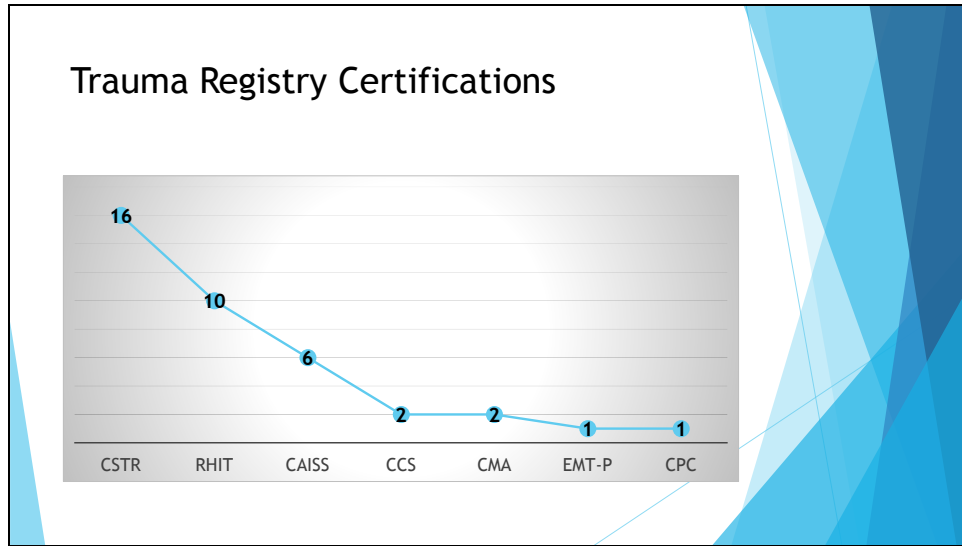
The average Trauma Registrar has seen an increase of 1 year, 9.62% increase in experience.

### Trauma Registrar Highest Level of Education

	Total	Percent
Associate's Degree	16	34%
Bachelor's Degree	14	30%
High School	8	17%
Some College or Certificate Program	7	15%
Master's Degree	2	4%
Total	47	100%

Sixty-nine percent of Ohio's trauma registrars have a college degree.





11 registrars have no certifications



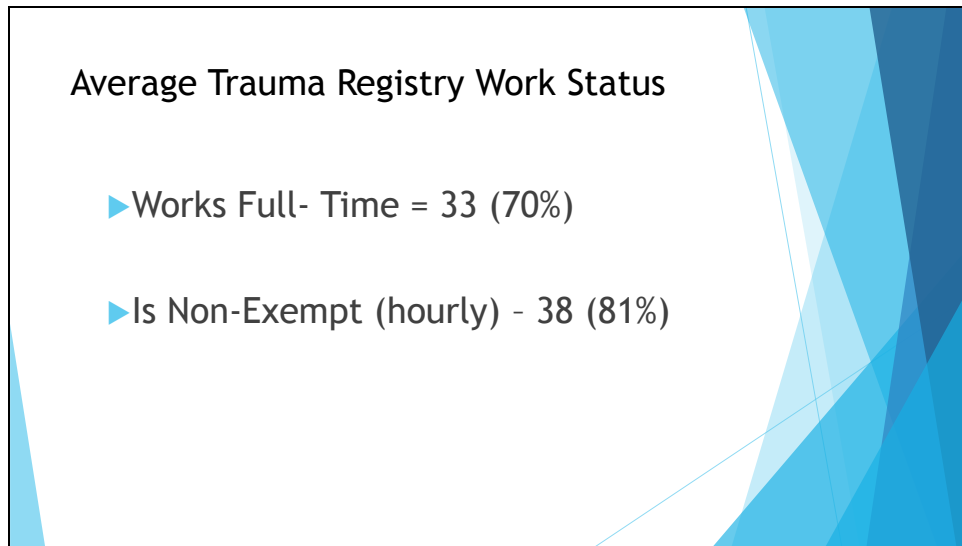
### Trauma Registry Certifications

- ▶ Registrars with a Certified Specialist in Trauma Registries, CSTR
  - ▶ \$26.14 per Hour
- ▶ Registrars with a Certified Abbreviated Injury Scale Specialist, CAISS
  - ▶ \$28.79 per Hour
- ▶ Registrars with both, CSTR and CAISS
  - ▶ \$30.85 per Hour

Specialist certification earns an Ohio Registrar significantly more annually. Given this statistic, the CSTR and CAISS certification easily pays for itself in the first year or two.



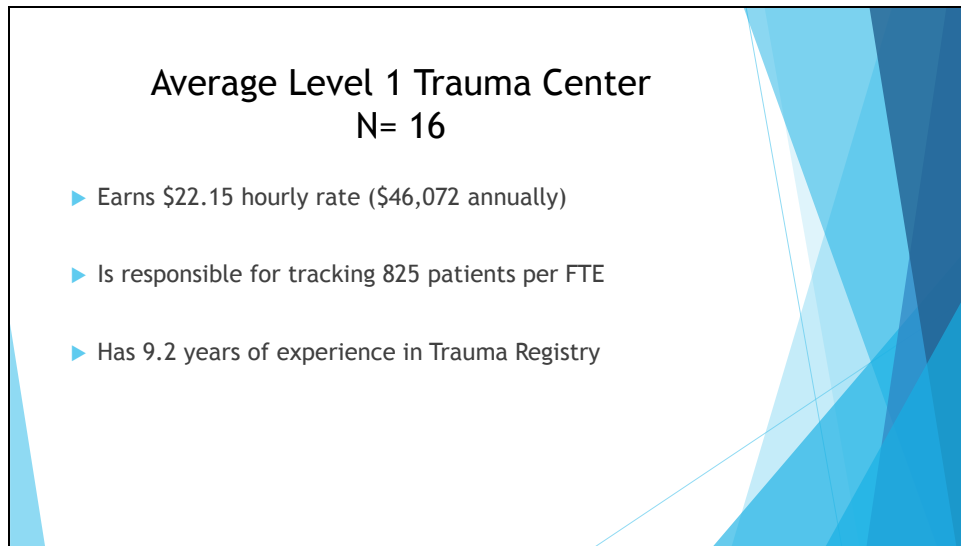
One of the hallmarks of verified trauma centers is a demonstrated commitment to providing quality care to trauma victims. Having a competent and well-trained staff is a cornerstone of this commitment, even for those who have no clinical responsibilities, but who gather and maintain the data which drives the overall trauma program.



The majority of Ohio's Trauma Registrars do not work remotely from home; however, the number of registrars who do get to work from home as risen from 22% in 2010 to 47% in 2012.

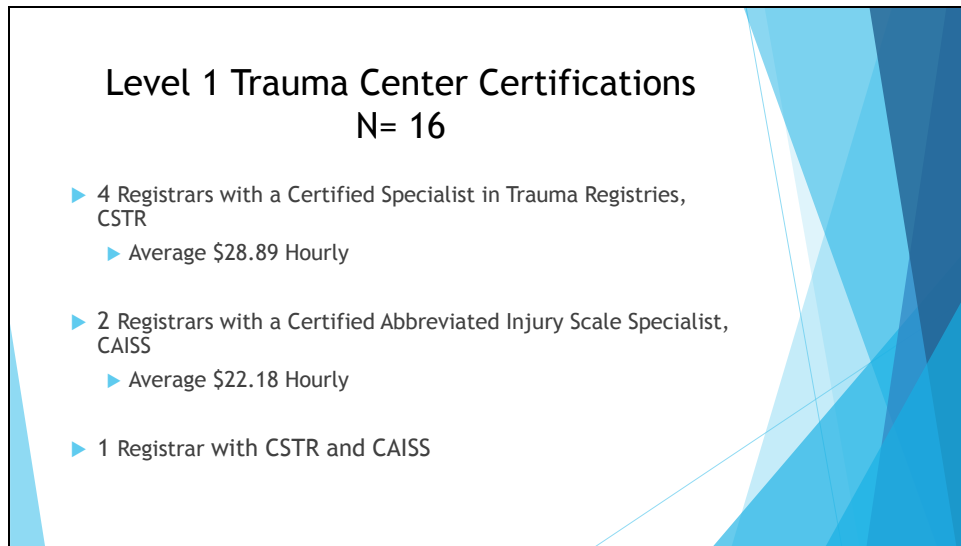
## Working From Home

- ▶ 43% have the ability to work from home
- ▶ 16 people average 17.88 hours per week from home
- ▶ 2 people do it on a PRN basis



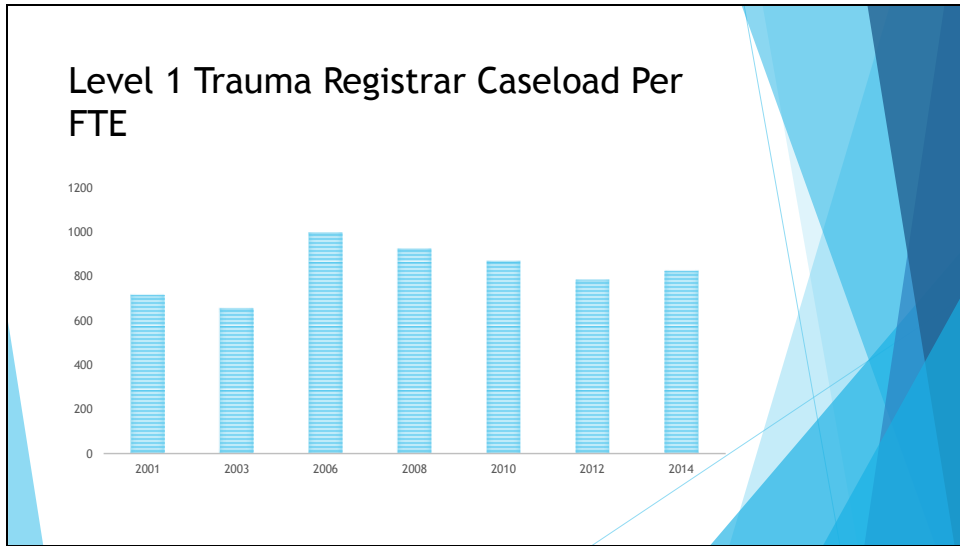
For the average Level 1 trauma registrar:

- Case volume workload has increased 5.1% per FTE.
- Years of experience has decreased by 8.51%
- Has seen approximately a 3.1% decrease in earnings per hour in the last two years.

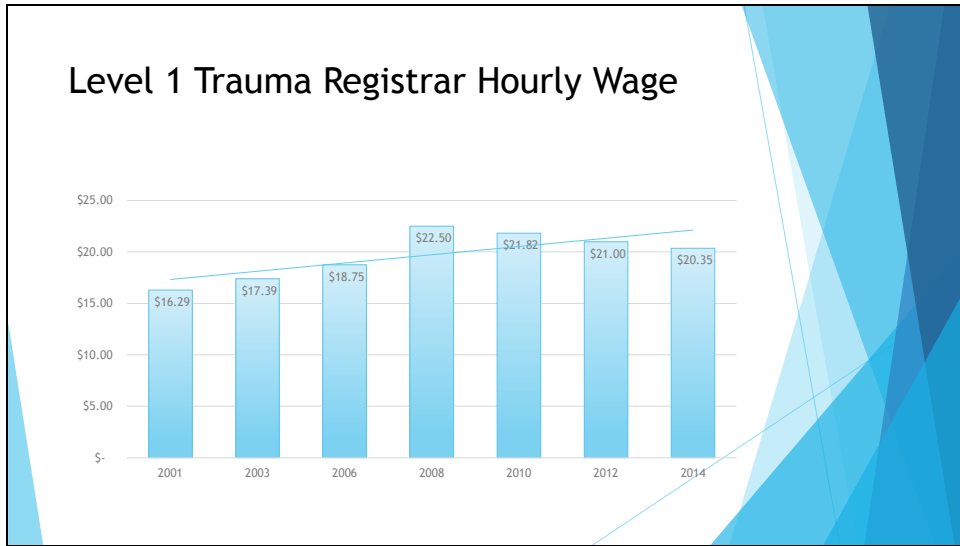


For the average Level 1 trauma registrar:

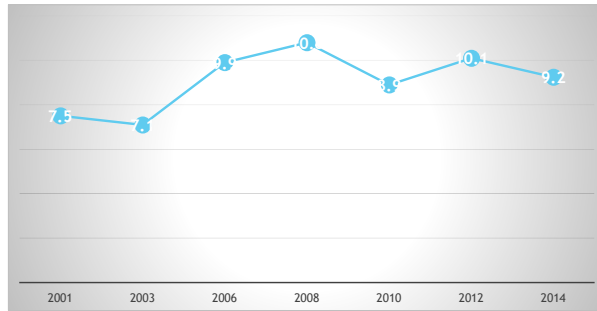
- Case volume workload has increased 5.1% per FTE.
- Years of experience has decreased by 8.51%
- Has seen approximately a 3.1% decrease in earnings per hour in the last two years.

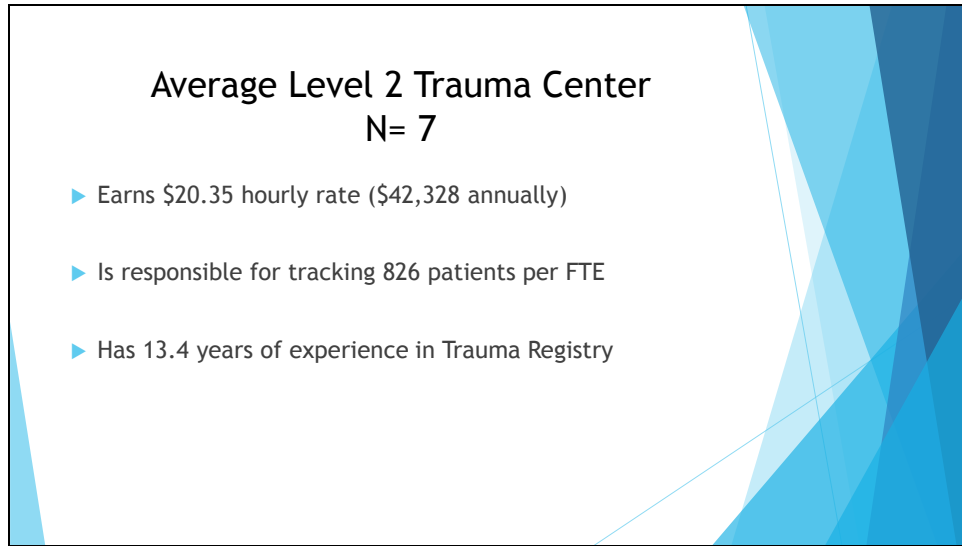






### Level 1 Trauma Registrar Years of Experience





**Average Level 2 Trauma Center**  
**N= 7**

- ▶ Earns \$20.35 hourly rate (\$42,328 annually)
- ▶ Is responsible for tracking 826 patients per FTE
- ▶ Has 13.4 years of experience in Trauma Registry

29.26% increase in case load.

Earnings have increased by a dismal 3.83% in the last two years.

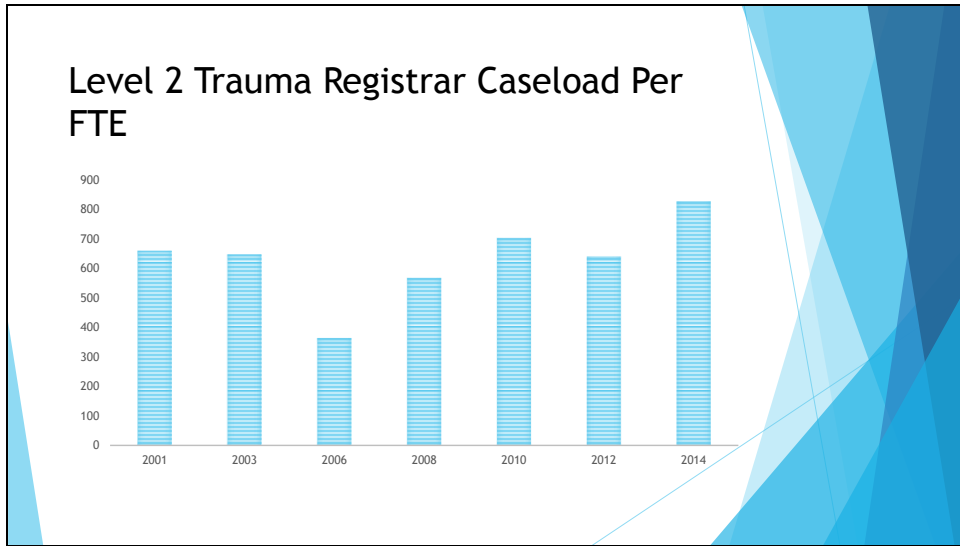
## Level 2 Trauma Center Certifications

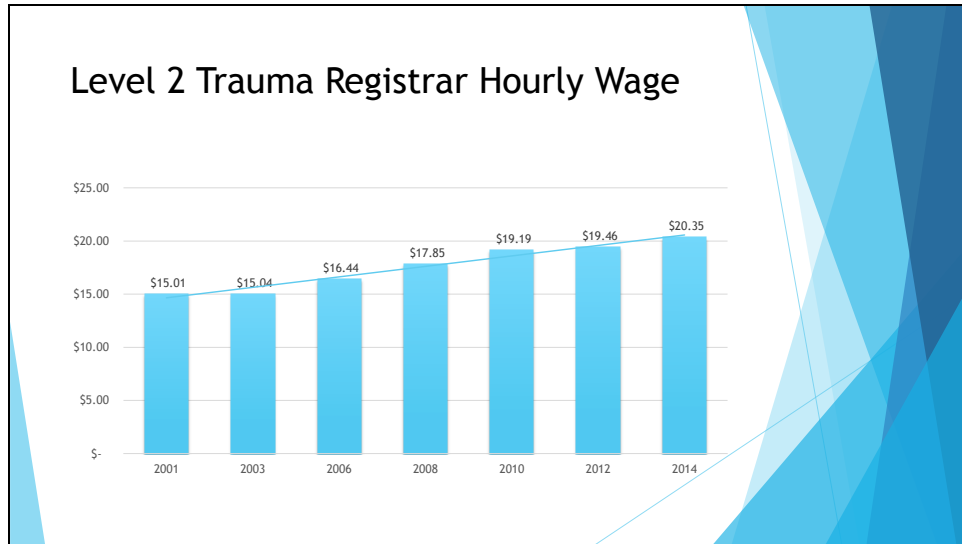
N= 7

- ▶ 6 Registrars with a Certified Specialist in Trauma Registries, CSTR
  - ▶ Average \$20.60 Hourly
- ▶ 1 Registrar with a Certified Abbreviated Injury Scale Specialist, CAISS
- ▶ 1 Registrar with CSTR and CAISS

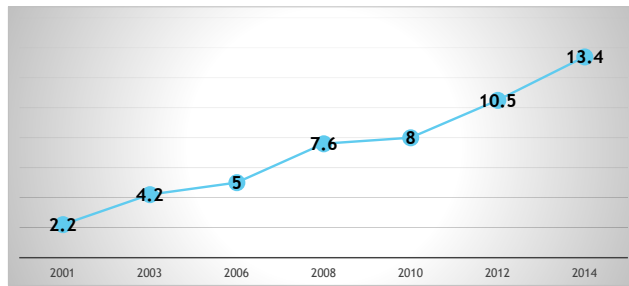
For the average Level 1 trauma registrar:

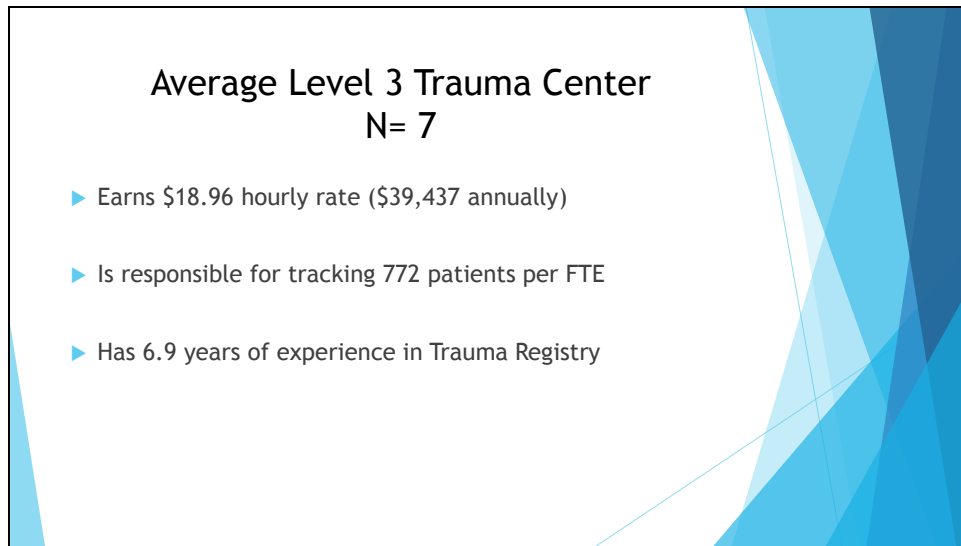
- Case volume workload has increased 5.1% per FTE.
- Years of experience has decreased by 8.51%
- Has seen approximately a 3.1% decrease in earnings per hour in the last two years.





## Level 2 Trauma Registrar Years of Experience





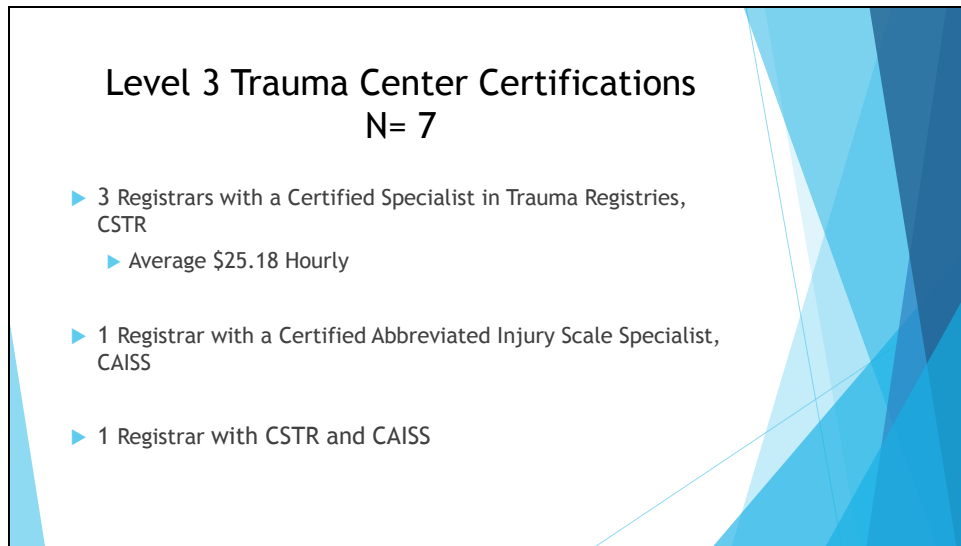
**Average Level 3 Trauma Center**  
**N= 7**

- ▶ Earns \$18.96 hourly rate (\$39,437 annually)
- ▶ Is responsible for tracking 772 patients per FTE
- ▶ Has 6.9 years of experience in Trauma Registry

20.25% increase in case load.

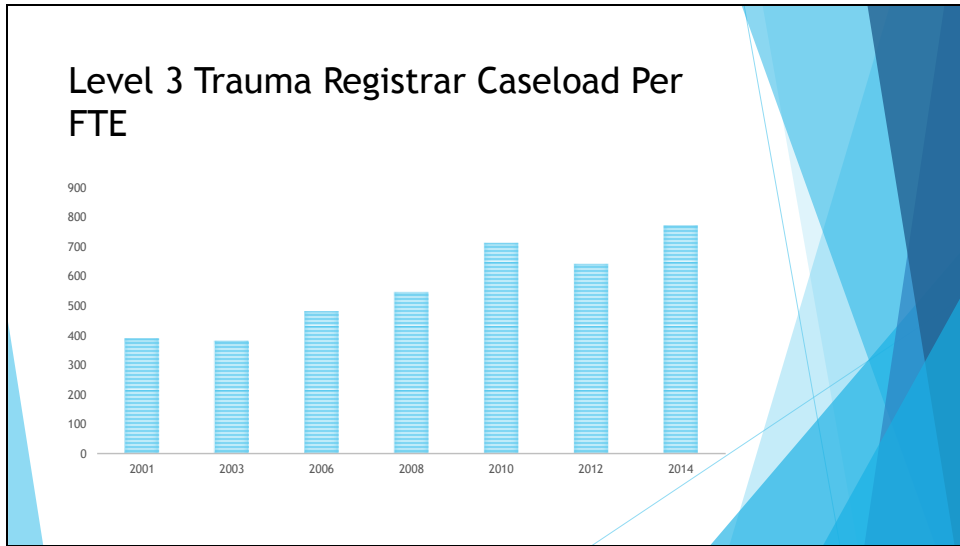
4.05% decrease in annual wage

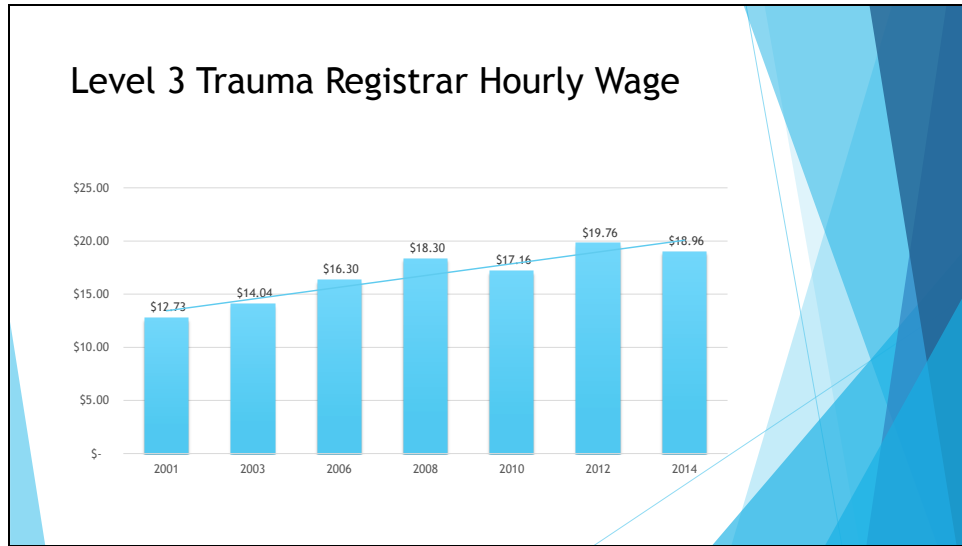




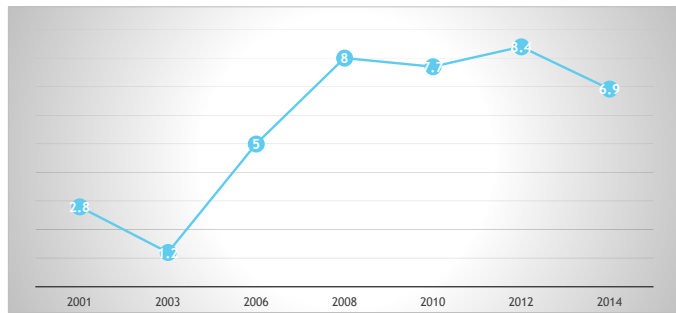
For the average Level 1 trauma registrar:

- Case volume workload has increased 5.1% per FTE.
- Years of experience has decreased by 8.51%
- Has seen approximately a 3.1% decrease in earnings per hour in the last two years.



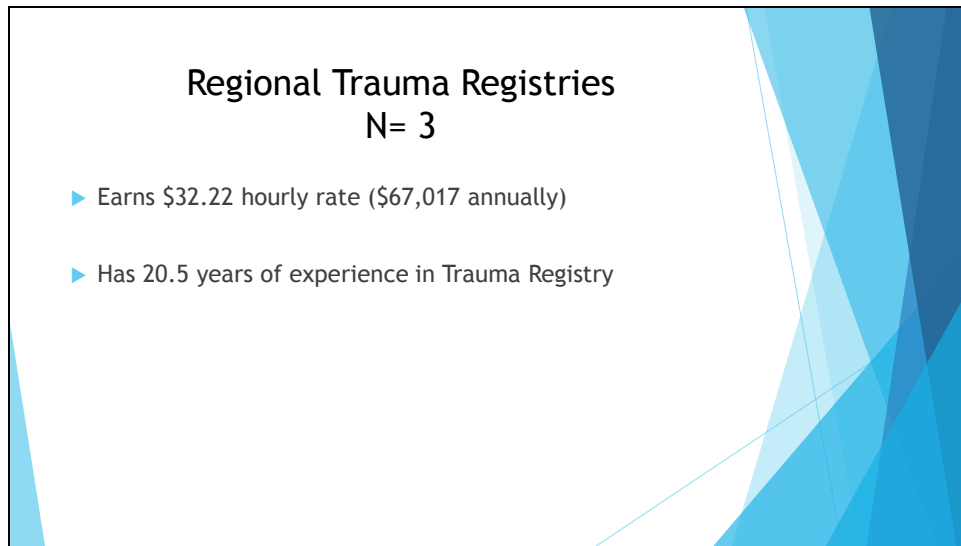


### Level 3 Trauma Registrar Years of Experience



## Non-Trauma Centers

- ▶ There was only 1 response. No information is available to be distributed.

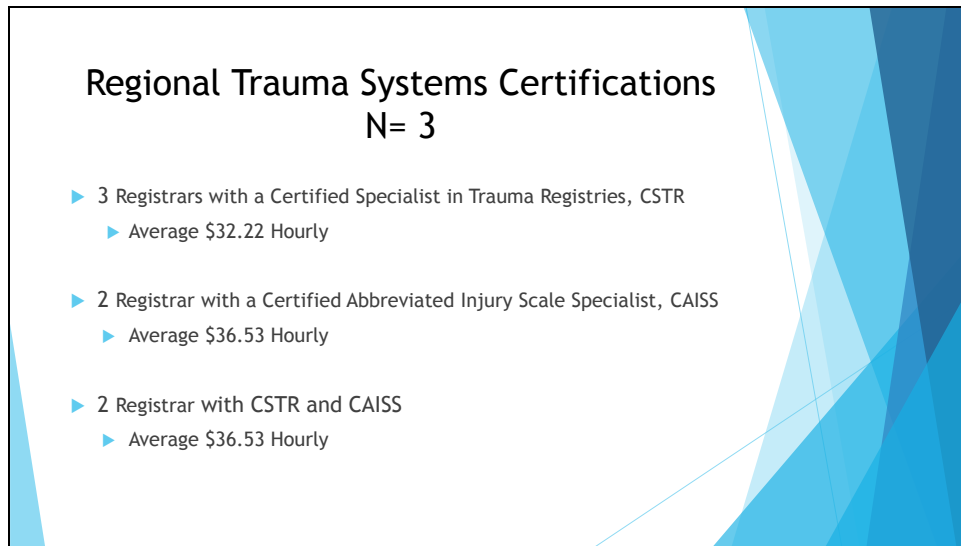
A slide titled "Regional Trauma Registries N= 3" with two bullet points. The slide has a white background with a blue geometric pattern on the right side. The title is centered at the top. The bullet points are on the left side, each preceded by a blue triangle.

**Regional Trauma Registries**  
**N= 3**

- ▶ Earns \$32.22 hourly rate (\$67,017 annually)
- ▶ Has 20.5 years of experience in Trauma Registry

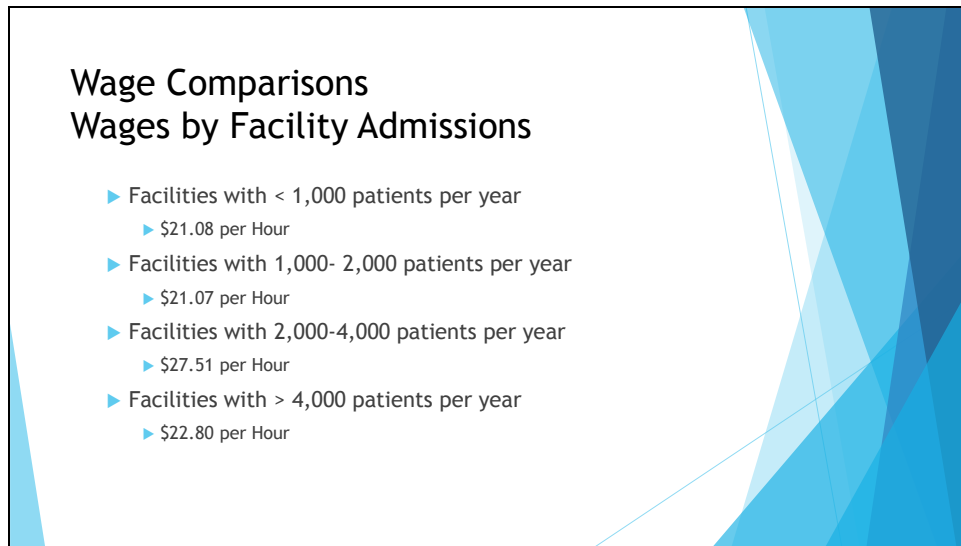
There were 3 responses calculated into the hourly rate

Note... more regional registries are operated on a part time basis



For the average Level 1 trauma registrar:

- Case volume workload has increased 5.1% per FTE.
- Years of experience has decreased by 8.51%
- Has seen approximately a 3.1% decrease in earnings per hour in the last two years.



This slide shows the average Trauma Registrar wage based on the number of trauma admissions to their facility annually.



## Wage Comparisons Wages by Years of Experience

- ▶ Registrars with 0-2 years of experience
  - ▶ \$17.05 per Hour
- ▶ Registrars with 3-6 years of experience
  - ▶ \$17.77 per Hour
- ▶ Registrars with 7-10 years of experience
  - ▶ \$19.69 per Hour
- ▶ Registrars with > 10 years of experience
  - ▶ \$27.63 per Hour

## Wage Comparisons Wages by Background

- ▶ Registrars with a background in Clinical
  - ▶ \$26.26 per Hour
- ▶ Registrars with a background in Finance
  - ▶ \$23.53 per Hour
- ▶ Registrars with a background in HIM
  - ▶ \$22.53 per Hour
- ▶ Registrars with a background in IT
  - ▶ \$22.38 per Hour
- ▶ Registrars with a background in Other
  - ▶ \$19.51 per Hour
- ▶ Registrars with a background in Secretarial
  - ▶ \$20.70 per Hour

Thank you!!

