



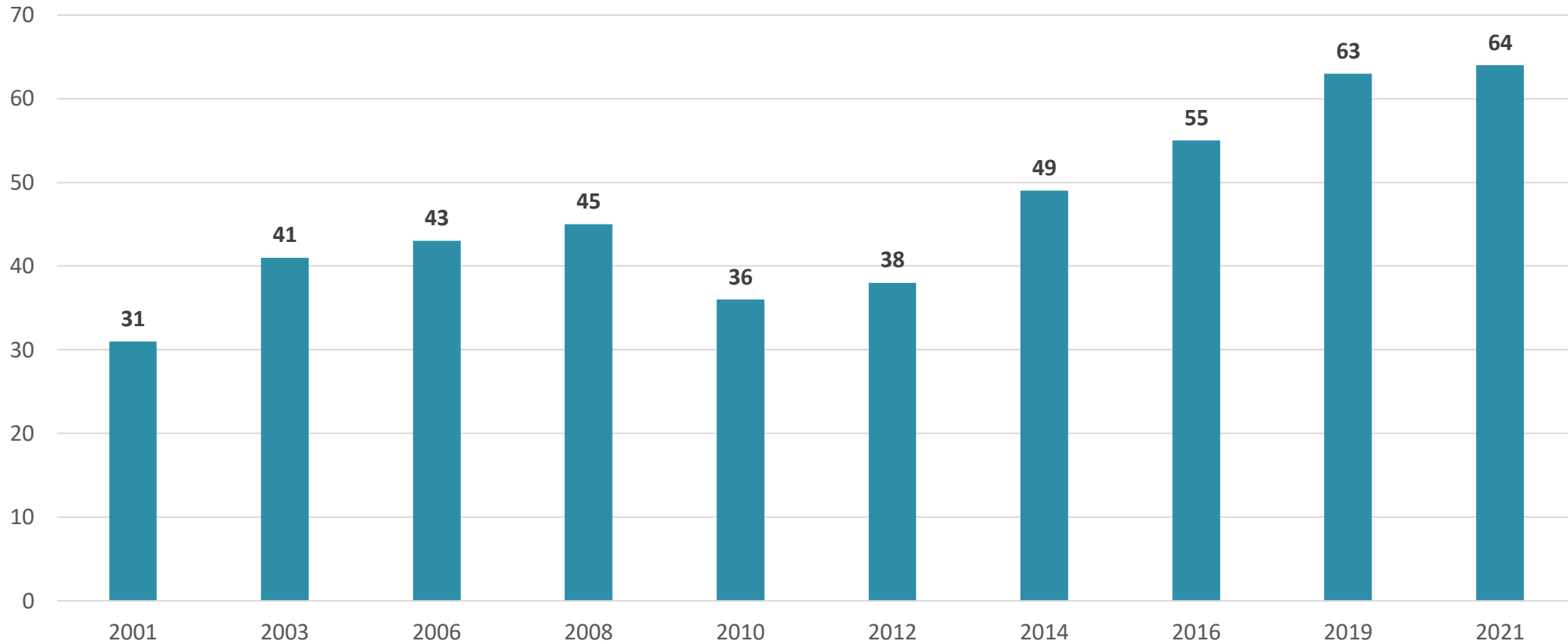
2021 AOTR SALARY SURVEY RESULTS

Trauma Registry Professionals

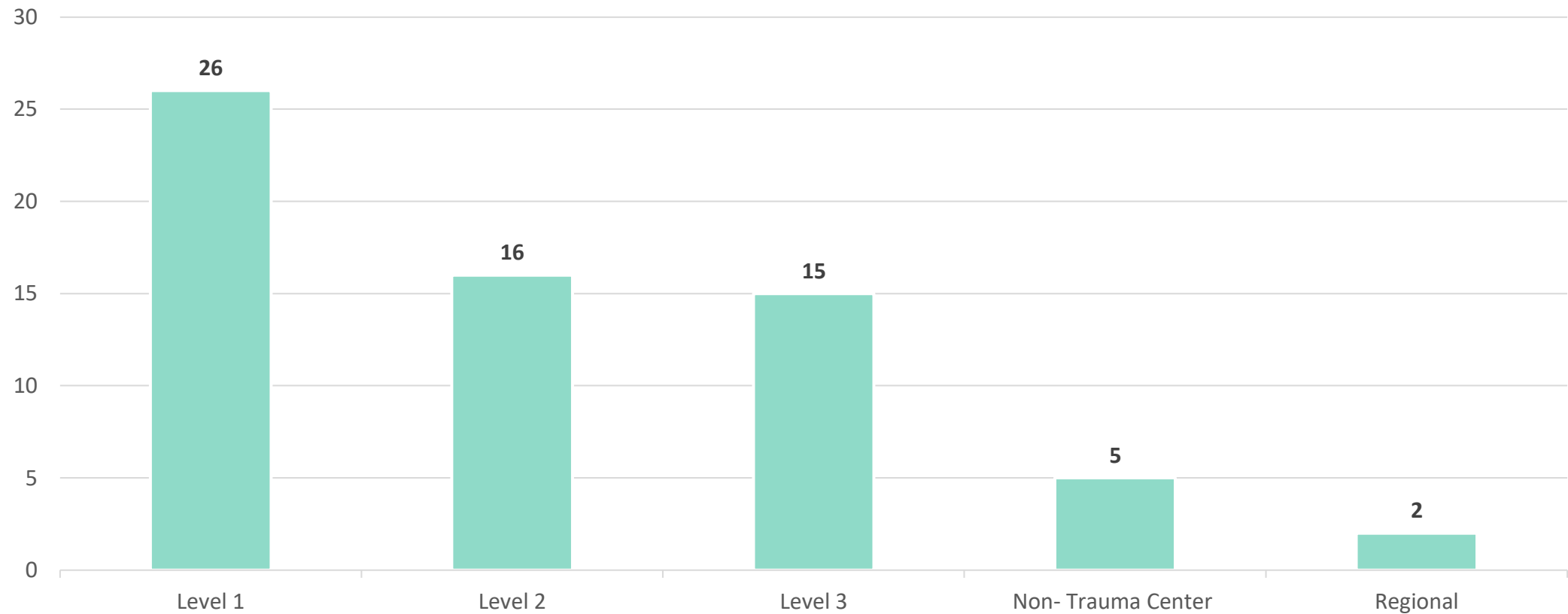
- This report is reflective of persons who work within the trauma registry that are responsible for collecting, reporting, analyzing and managing data.
- Common titles included are:
 - Trauma Registrar
 - Data Application Specialist
 - Trauma Data Coordinator
 - Trauma Registrar Coding Specialist
 - Trauma Data Analyst
 - Trauma Data Specialist
 - Trauma Data Manager



Overall Survey Responses 2001-2021



Survey Response 2021



Work Locations and Flexibility

N= 64

95% (n= 61) have a remote working option

- 58% (n= 37) work remotely 100% of time
- 38% (n= 24) work combination from home and office
- 5% (n= 3) work in office 100% of time

95% have Flexibility

- The ability to adjust their hours as needed with approved communication from manager/ team



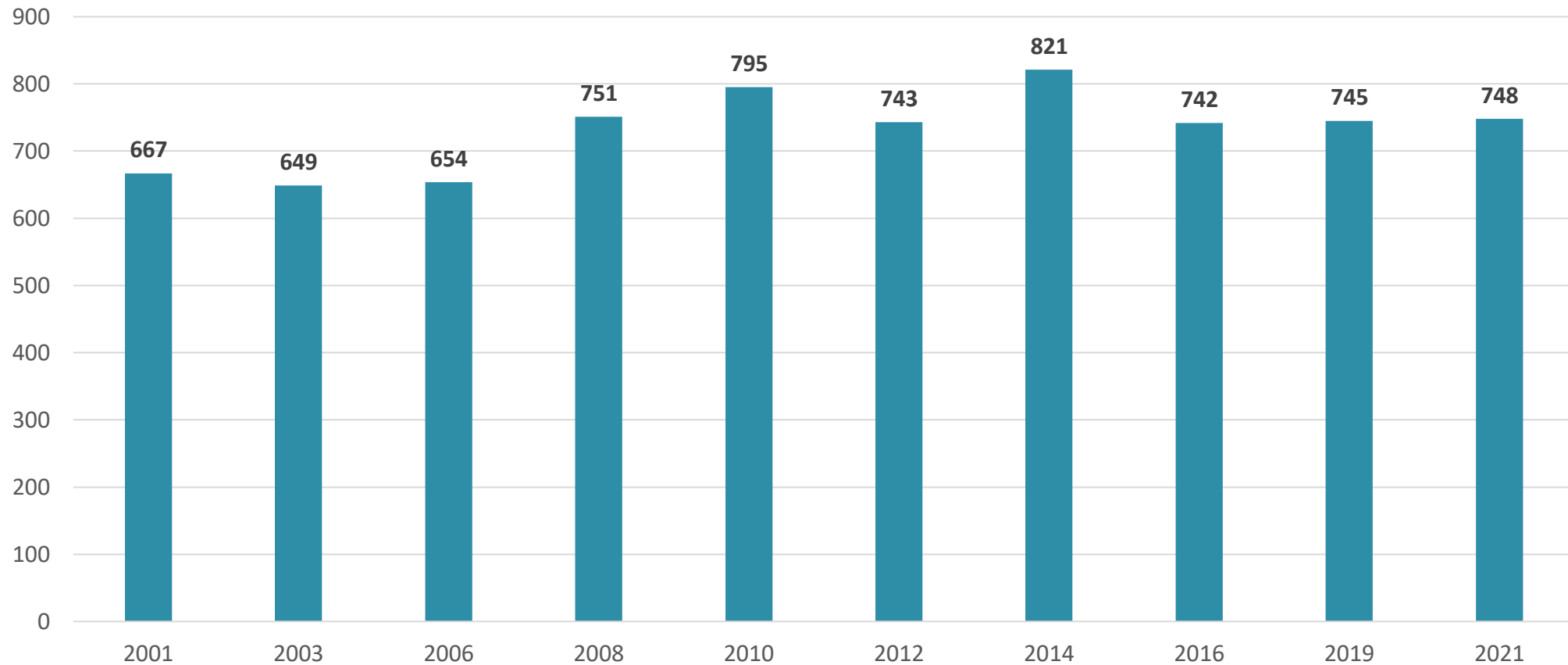
Average Ohio Trauma Registry Professionals

N= 64

- Earns \$24.87 per hour (\$51,729.60 Annually)
- Tracks 748 patients per FTE per year
- Has 9 years of experience in Trauma Registry
- Has a college degree
- Works full-time (35-40hrs) in Trauma Registry



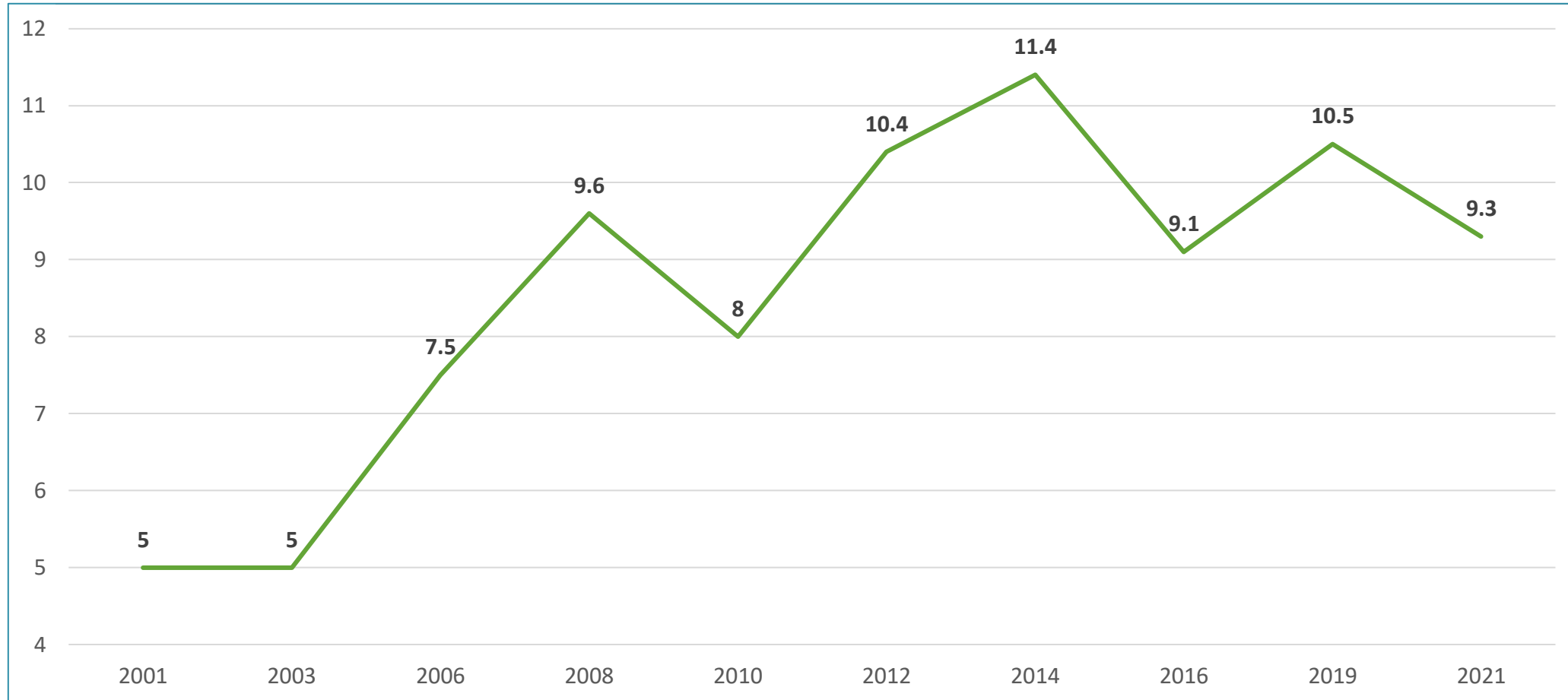
Average Ohio Trauma Registry Professionals Caseload Per FTE



Average Ohio Trauma Registry Professionals Hourly Wage



Average Ohio Trauma Registry Professionals Years Experience

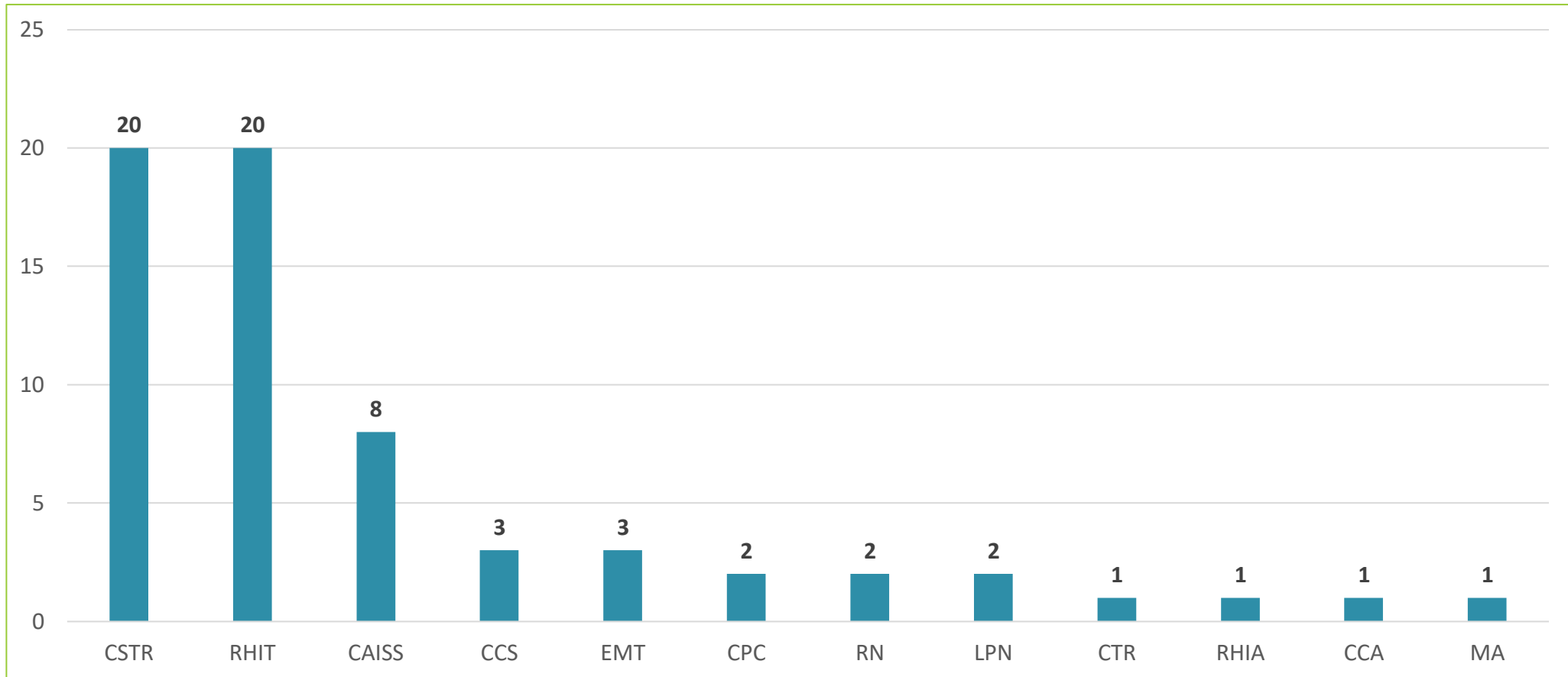


Average Ohio Trauma Registry Professionals Highest Level of Education

Education Level:	Total	Percent
Associate degree	26	40.6%
Baccalaureate degree	18	28.1%
High school graduate	7	10.9%
HIM/Coding certificate program	7	10.9%
Master's degree	3	4.7%
Some College	3	4.7%
Total:	64	100%



Average Ohio Trauma Registry Professionals Certifications



Average Ohio Trauma Registry Professionals Certifications

- 20 Professionals with a Certified Specialist in Trauma Registries (CSTR)
 - Avg. \$29.36 per Hour
- 8 Professionals with a Certified Abbreviated Injury Scale Specialist (CAISS)
 - Avg. \$32.50 per Hour
- 7 Professionals with both a CSTR and CAISS
 - Avg. \$33.00 per Hour
- 21 Professionals with either RHIT or RHIA
 - Avg. \$23.78 per Hour



Wage Comparisons – Education

N= 64

EDUCATION	WAGE
High School Diploma	\$23.99
Some College	\$29.07
HIM/ Coding Certificate Program	\$24.78
Associates Degree	\$23.62
Baccalaureate Degree	\$25.60
Master's Degree	\$28.21



Wage Comparisons – Job Title

N= 64

Job Title	Wage
Trauma Data Analyst n= 9	\$ 26.85
Trauma Data Coordinator n= 4	\$30.24
Trauma Registrar N= 41	\$22.19
Supervisory Responsibilities n= 5	\$26.15

Other Job Titles

- Abstractor/ Coder (2)
- Data Specialist (1)
- Nurse Clinical Abstractor (1)
- RN Quality Outcome Specialist (1)
- Trauma Data Application Specialist (1)
- Trauma Data Manager (2)
- Trauma Data Specialist (2)



Wage Comparisons - Facility Admissions

N= 53

FACILITY ADMISSIONS	WAGE
< 1,000 patients per year	\$24.12
1,000-2,000 patients per year	\$24.50
2,000-4,000 patients per year	\$24.40
> 4,000 patients per year	\$25.01



Wage Comparisons - Years of Experience

N= 64

YEARS OF EXPERIENCE	WAGE
0-2 Years of Experience	\$21.81
3-6 Years of Experience	\$22.85
7-10 Years of Experience	\$24.25
11-19 Years of Experience	\$26.49
≥ 20 Years of Experience	\$29.71



Average Level 1 Trauma Center

N= 26

- Earns \$25.06 hourly rate (\$52,124.80 annually)
- Is responsible for tracking 736 patients per FTE
- Has 11.3 years of experience in Trauma Registry
- Collects data on average of 4 registry datasets

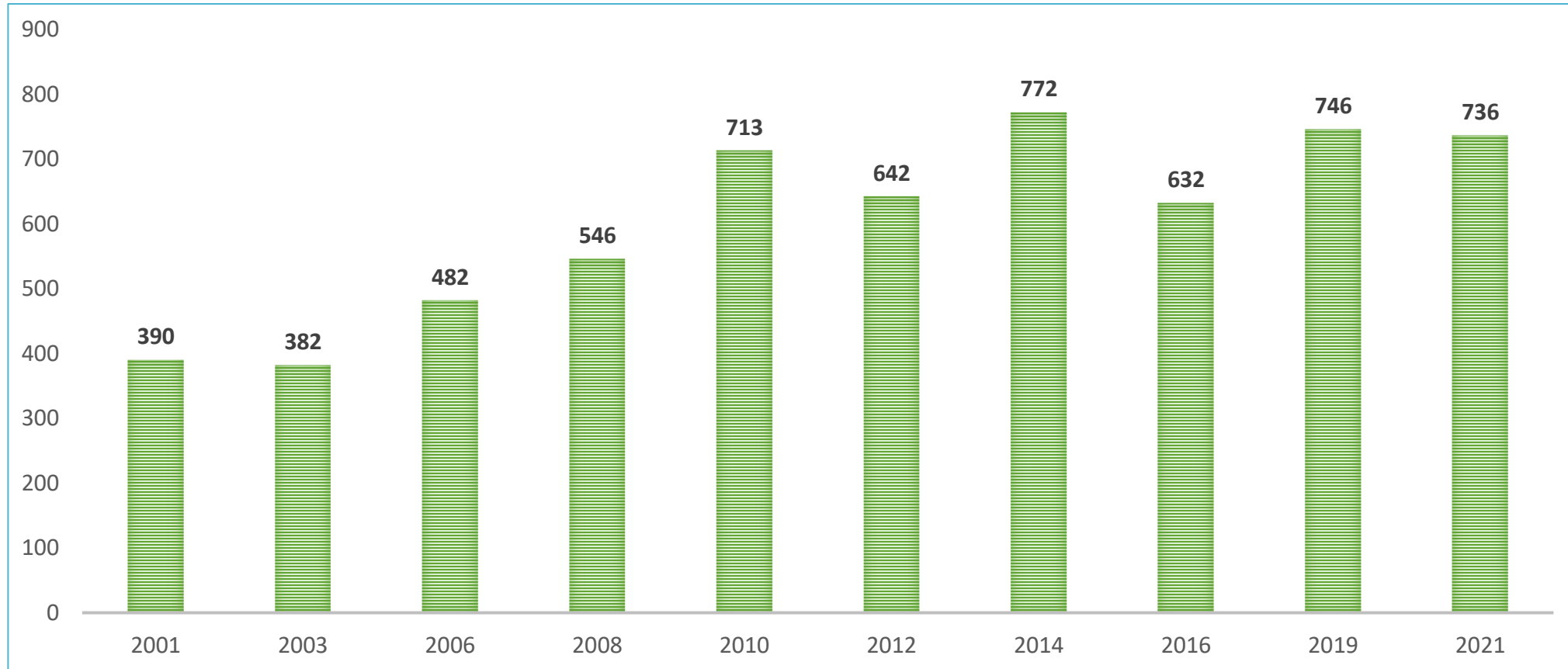


Level 1 Trauma Center Certifications

- 10 Registrars with a Certified Specialist in Trauma Registry, CSTR
 - Average \$30.15 Hourly
- 4 Registrars with a Certified Abbreviated Injury Scale Specialist, CAISS
 - Average \$29.56 Hourly
- 3 Registrars with both CSTR and CAISS
 - Average \$32.41
- 13 Registrars have RHIT
 - Average \$24.74



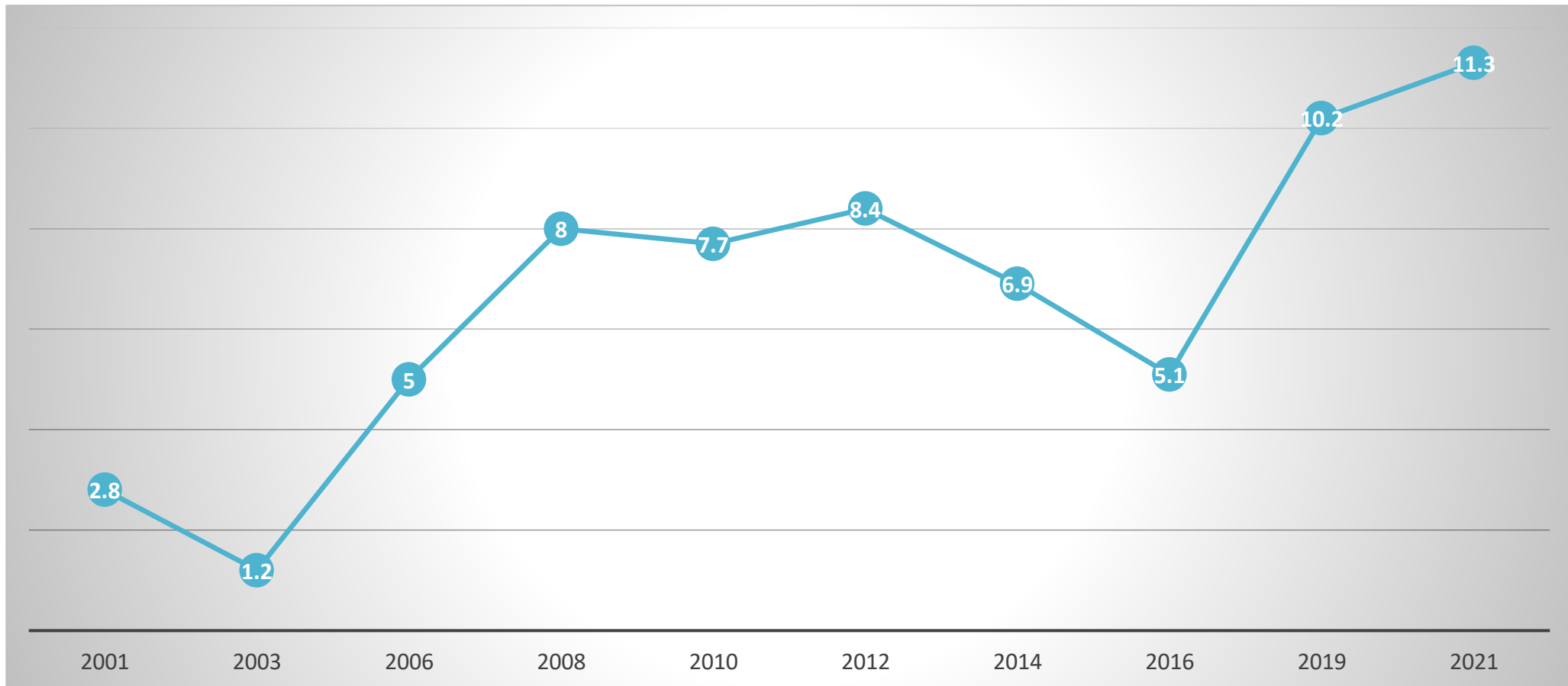
Average Level 1 Trauma Registry Professionals Caseload



Average Level 1 Trauma Registry Professionals Hourly Wage



Average Level 1 Trauma Registry Professional Experience



Average Level 2 Trauma Center

N= 16

- Earns \$22.76 hourly rate (\$47,340.80 annually)
- Is responsible for tracking 757 patients per FTE
- Has 9 years of experience in Trauma Registry
- Collects data on 4 registry datasets

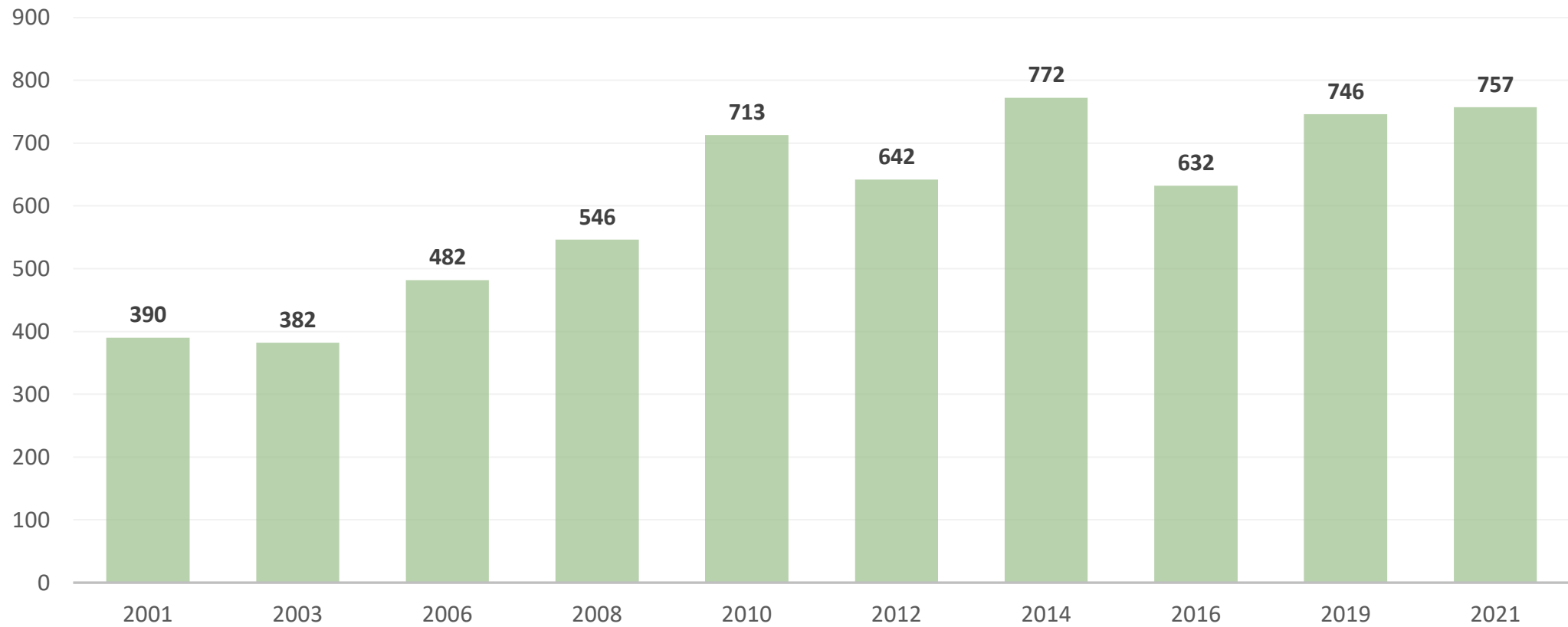


Level 2 Trauma Center Certifications

- 3 Registrars with a Certified Specialist in Trauma Registry, CSTR
 - Average \$24.30 Hourly
- 1 Registrar with a Certified Abbreviated Injury Scale Specialist, CAISS
- 1 Registrar with both CSTR and CAISS
- 6 Registrars have RHIT
 - Average \$21.03 Hourly



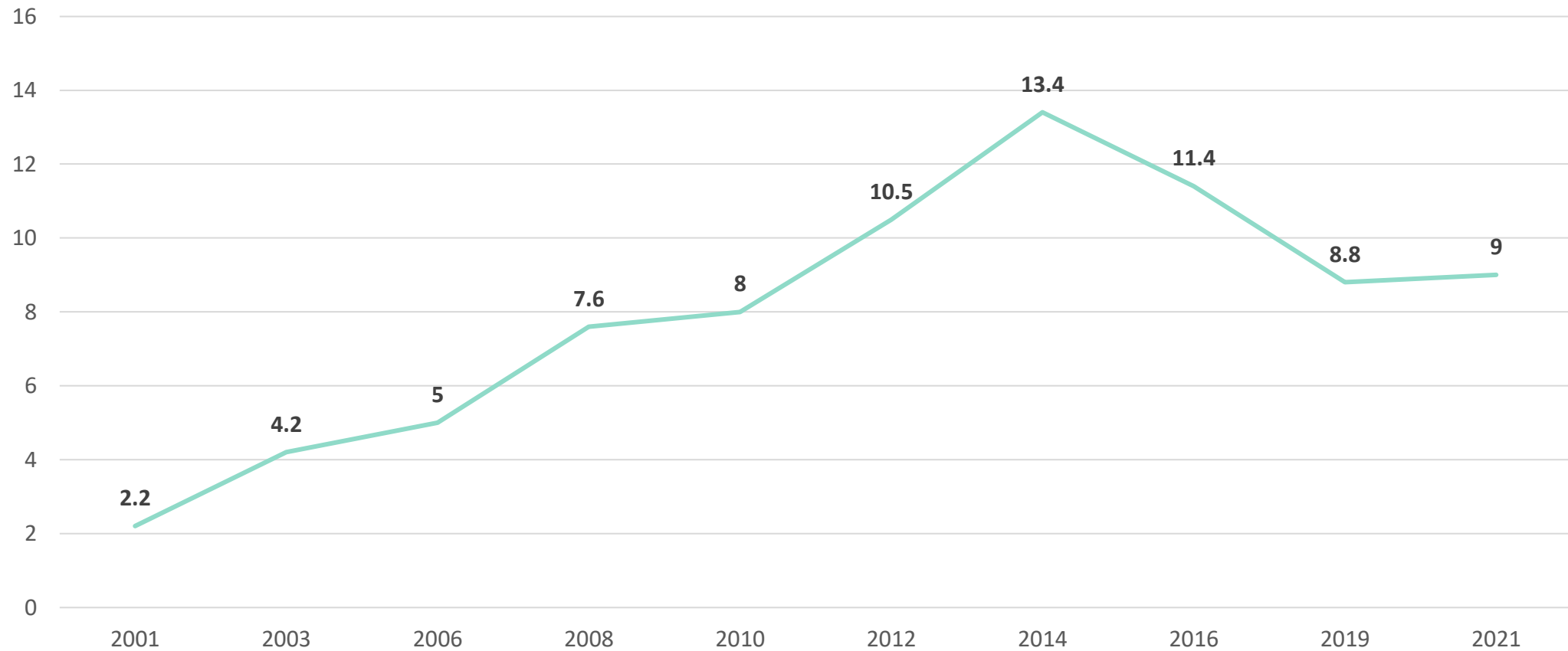
Average Level 2 Trauma Registry Professionals Caseload



Average Level 2 Trauma Registry Professionals Hourly Wage



Average Level 2 Trauma Registry Professionals Experience



Average Level 3 Trauma Center

N= 15

- Earns \$24.05 hourly rate (\$50,024.00 annually)
- Is responsible for tracking 784 patients per FTE
- Has 6 years of experience in Trauma Registry
- Collects data on 2 registry datasets

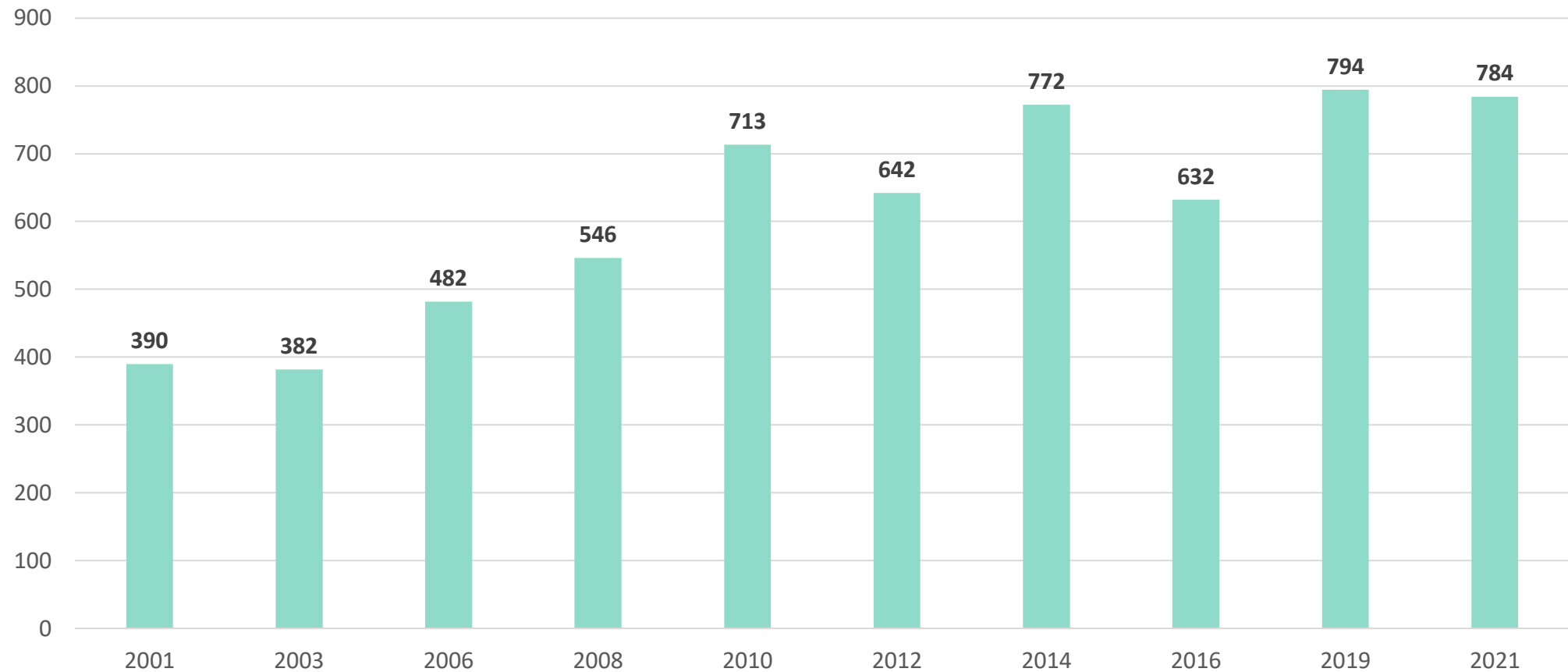


Level 3 Trauma Center Certifications

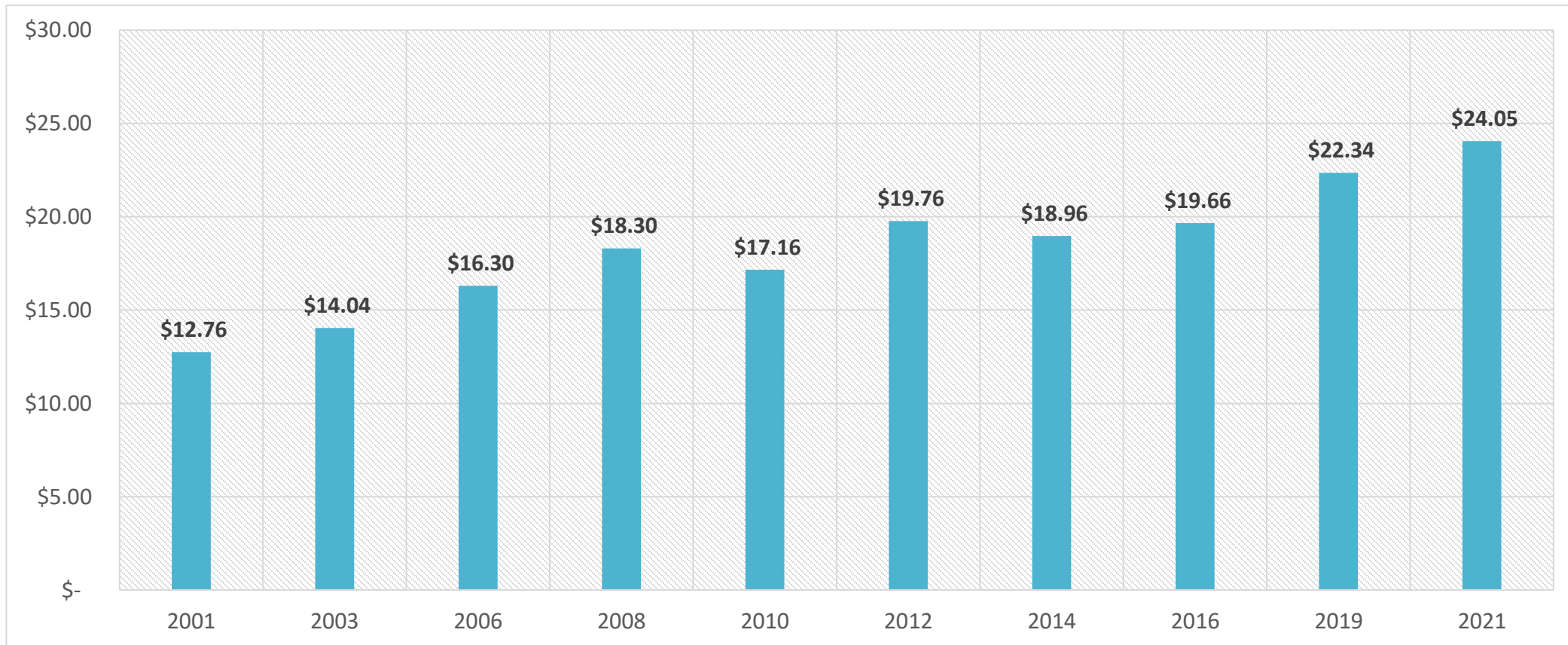
- 4 Registrars with a Certified Specialist in Trauma Registry, CSTR
 - Average \$25.54 Hourly
- 1 Registrar with a Certified Abbreviated Injury Scale Specialist, CAISS
- 1 Registrar with both CSTR and CAISS
- 2 Registrars have RHIT/ RHIA



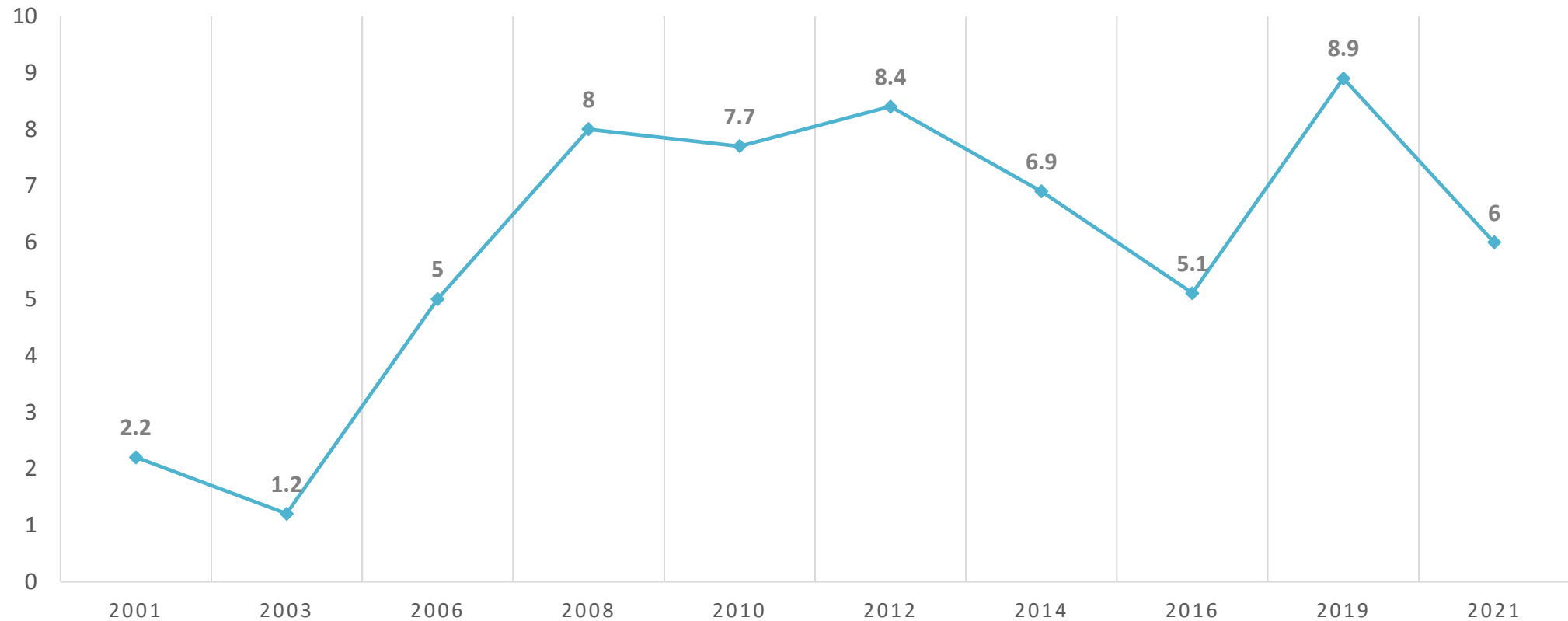
Average Level 3 Trauma Registry Professionals Caseload



Average Level 3 Trauma Registry Professionals Hourly Wage



Average Level 3 Trauma Registry Professionals Experience



Average Non-Trauma Center

N= 5

- Earns \$25.62 hourly rate (\$53, 289.60 annually)
- Has 7 years of experience in Trauma Registry
- Collects data on average of 1 registry dataset



Non-Trauma Center Trauma Certifications

N= 5

- 2 Registrars with a Certified Specialist in Trauma Registry, CSTR
- 1 Registrar with a Certified Abbreviated Injury Scale Specialist, CAISS
- 1 Registrar with both CSTR and CAISS





Thank you!
